

As of 7/1/19

Camp Cherry Valley 2019 Summer Resident Camp Guide

Greater Los Angeles Area Council - Boy Scouts of America

Cushman Watts Scout Center
Council Headquarters
2333 Scout Way
Los Angeles CA 90026
213-413-4400

Smiser Scout Center
Camping Headquarters
3450 E. Sierra Madre Blvd.
Pasadena CA 91107
626-351-8815 Ext. 241 or 249

www.glaacbsa.org



Welcome to Camp Cherry Valley

Located on the leeward side of the west end of Catalina Island, twenty-two miles from the Southern California Coast, Camp Cherry Valley has much to offer.

Unique, native wildlife roams the 157 acre camp under the canopy of the native Catalina Island Cherry trees. The calm, crystal-clear cove waters are a safe haven for hundreds of species of marine life.

Established in 1921, the camp was originally operated by the Pasadena Council by Camp Director Skipper Robison. He established traditions that are still alive today, most notably the Tribe of Torqua, the Camp Cherry Valley Honor and Leadership brotherhood. Scouts who return to Cherry Valley advance within the ranks of the Tribe.

Campers stay in platform tents on raised deck campsites, where cots and mattresses are provided. Nearby are the restroom and shower facilities. The Camp Store provides snacks and souvenirs, just a trail's turn from the Archery and Rifle ranges. The Health Lodge is located centrally, as is the Program Office- the central hub of camp information. The Dining Hall can accommodate 160 campers at once, where meals are done in two shifts.

Camp Program areas include the Rifle and Archery ranges, Nature and Outdoor Skills areas, and Camp Cherry Valley's famous Waterfront. There is always something to do with activities to suit your liking, regardless of age or ability. You can take a self-guided nature trail tour while identifying native plants along the way. You can join your troop on a snorkel tour, led by the knowledgeable and friendly staff. You can even experience marine wildlife up close in our Aquarium. After kayaking around the cove, you can challenge your friends to a shoot-off at the rifle range to see who can make the dime club. Of course, there are always merit badges to be earned as well- from Pioneering to Environmental Science and from Lifesaving to Geology.

WATCH FOR DEVELOPMENTS WITH THE CAMP AT
<https://www.facebook.com/campcherryvalley>

2019 CCV Dates

Week 1 June 9-15
Week 2 June 16-22
Week 3 June 23-29
Week 4 June 30-July 6
Week 5 July 7-13
Week 6 July 14-20
Week 7 July 21-27
Week 8 July 28-Aug. 3

LEADERS MEETING

To be set up and information will be emailed to you

NONDISCRIMINATION CLAUSE

The Greater Los Angeles Area Council and their Camp staff maintain a policy of nondiscrimination.

2020 CCV Dates

Week 1 June 7-13
Week 2 June 14-20
Week 3 June 21-27
Week 4 June 28-July 4
Week 5 July 5-11
Week 6 July 12-18
Week 7 July 19-25
Week 8 July 26-Aug. 1



GREATER LOS ANGELES AREA COUNCIL
CAMP CARD PROGRAM

Earning your way to camp!

Camp Cards is a proven program that is designed to help a Scout raise funds for their summer camp experience. Each card valued at over \$100 but only costs \$5. For every \$5 card that is sold the unit retains \$2.50 that can be applied to the Scout's unit account. The price points are great and they are easy to sell.

Camp Cards are for everyone! Scouts who earn their own way to camp tend to value their experience more because of the hard work they put in to get there. Whether your Scout is in financial need, wants to challenge himself/herself or wants to attend multiple summer camp programs, Camp Cards is the way to go!

2018 Camp Card Campaign Highlights
 130 Units participated, \$157,864.00 in Sales

Top Sellers

- Leonardo G. S. – LB, Troop 185 - Sold 677
- Collin M. – RB, Troop 507, Sold 524
- Jonathan M. – P, Troop 128, Sold 500
- Shubham W. – P, Troop 378, Sold 500
- Ryuichiro N. – NS, Troop 738, North Star - Sold 500

Top Selling Units

- VDS, Troop 123 - 2,153 cards sold
- GE, Pack 710 – 1,432 cards sold
- VDS, Troop 489 – 1,272 cards sold

What makes the Camp Card a great fundraiser?

- Price Point - \$5.00 The consumer gets their money back after redeeming the \$5.00 off coupon
- Customer Value – The camp card is worth much more than the \$5.00 cost
- Easy Logistics – Easy to distribute, require little storage space and are not labor intensive



Top Selling Scout - Leonardo G. S.

IMPORTANT DATES

2019 Camp Card Campaign Kickoff: January 26, 2019 from 9:00AM-11:00AM
 Cushman Watt Scout Center - 2333 Scout Way Los Angeles CA 90026

2019 Camp Card Sale: February 1 – June 30, 2019

To learn more about the Camp Card Program visit: www.CampCards.org

FOR MORE INFORMATION PLEASE CONTACT:

Your District Executive OR Lucia Bernal 626-351-8815 Ext. 236, Lucia.Bernal@scouting.org

Camp Cherry Valley Program Opportunities

Welcome to the Camp Cherry Valley BSA summer program. Along with the great location and staff, Camp Cherry Valley offers outstanding camp programs that emphasize the aims and methods of scouting. The intent of the camp program is to build character, increase citizenship, and develop increased physical, mental, and emotional fitness in all campers. To ensure this the program specializes in building self-reliance, advancing others through service oriented activities, strengthening a Scouts belief in the Scout Oath and Law, incorporating the patrol method in all applicable activities, emphasizing the benefits of being out-of-doors through various skills and activities, encouraging positive adult role modeling for the youth campers, while at the same time increasing self-worth and positive identity, devotion to religious ideals, and strengthening leadership skills. Scouts and leaders will experience a myriad of activities that are fun, challenging, and designed to facilitate personal growth. Merit badge classes, troop time elective activities, and special programs will ensure that everyone in your troop is busy having a great time.

General Overview of the Camp Program

Each day at camp, with the exception of Wednesday which is hike day, the program is divided into three sessions: morning, afternoon, and evening. Morning session consists primarily of campsite inspections, morning messages, and merit badge classes that each Scout signs up for. After lunch the afternoon session is primarily devoted to troop time, which allows Scouts to individually or as a troop participate in whatever program activities they wish. This can consist of taking extra merit badge classes that they have not signed up for during the class time, swimming in the temperate waters of Cherry Cove, shooting rifles, visiting the trading post, hiking, sailing, canoeing, or simply sitting in their campsite working on home-work. This time is for the troop to enjoy the camp however they wish. After dinner an evening of activities are provided by the staff that allow Scouts to grow individually and to bond as a unit. The full week-long schedule can be viewed on the “Camp Cherry Valley Week at a Glance” provided at the end of this program guide.

Bikes in Camp

Camp Cherry Valley does not have a biking program nor does it allow bikes in camp.

BSA Lifeguard

This program is for older Scouts (15 and older) and adult leaders. It will take about 40 hours to complete during the week and will require the person to work on requirements during all three merit badge hours, all day Wednesday, and most of the troop time throughout the week. The candidates will work closely with the waterfront staff throughout the week to learn all aspects of lifeguard skills and waterfront operation. If interested, please contact the waterfront director on Monday morning during swim checks.



****Note:** There has to be at least 4 participants in the program during the week in order to run the class**

Campfires Programs

Camp Cherry Valley facilitates three different campfire programs throughout the week. The camp staff will perform an opening and closing campfire for the campers. The Wednesday night commissioner camp-fire allows each troop to participate along with the staff. Please come to camp ready to perform run-ons, skits, songs, and cheers as a troop. Your troop friends will be ready to help you, if need be. Please keep all performances scouting appropriate.

Camper Totem

Each camper will be given a leather totem. Throughout the week each camper will be recognized for participation in programs. This is done by presenting colored beads for each activity they have participated in. While some beads will be earned through program participation, other beads are elective. As part of our camp Intrusion Policy, the camp asks that each adult camper wear their totem at all times. This allows staff to quickly discern between adult campers and unwanted visitors.

CCV TOTEM BEAD COLOR CHART			
COLOR	ACTIVITY	COLOR	ACTIVITY
RED	OPENING CAMPFIRE	DARK BLUE	SEA LAB TOUR
YELLOW	SCOUT'S OWN	BROWN	KYBO DUTY
WHITE	SERVICE PROJECT	PINK	TRASH/RECYCLE PICK-UP
ORANGE	TROOP FRIEND NIGHT	TURQUOISE	OCEAN ADVENTURE
BLACK	HIKE DAY	LIGHT BLUE	WAITER DUTY
GREEN	COMMISSIONER GAMES	GOLD	GRACE @ MEAL
ROYAL BLUE	HONOR TRAIL	PURPLE	SCOUTMASTER ROUND TABLE
DARK GREEN	NATURE TRAIL	SILVER	SPL ROUND TABLE
CLEAR SPARKLE	FLAG CEREMONY		

Honor Troop Award (Ribbons)

Each troop will have the opportunity to earn the Camp Cherry Valley Honor Troop Award as they participate and progress in the program during the week. This award honors those units who are proactive in promoting the values of Scouting through their service to others and the camp. This is not a competition between troops, but rather a goal to work toward while simultaneously building troop unity and facilitating personal development. Scouts, under the direction and encouragement of their adult leaders and the camp staff, will strive for success. Ribbons will be presented to each unit at the closing campfire so that participating troops may be recognized in front of the camp.

Honor Trail

After the Highland Games have been completed, the troops move onto the Honor Trail. Hiking at dusk up along the road that encircles Camp Cherry Valley, scouts will hear from the four commissioners, who will speak regarding the Scout Oath. Drawing on their personal experiences, each commissioner will relate to the troops how scouting has changed their life. This opens the door for serious, profound discussion back in your campsite.

Leadership Training

Roundtables will be held for Scoutmasters and adult leaders on Monday, Tuesday, Thursday, and Friday. These meetings are designed to keep you informed about the daily program while simultaneously infusing leadership concepts into your experience at camp. They are also a great time during which questions can be asked and answered. We highly encourage that **at least** one adult leader from every troop attends the daily roundtable so that they can relay the appropriate information to their troop.

Camp Cherry Valley also offers the following adult training opportunities:

- A. Safe Swim Defense - will be taught at the campfire bowl on Tuesday at 9:30 a.m.
- B. Safety Afloat - will be taught at the campfire bowl on Tuesday at 9:30 a.m.
- C. BSA Lifeguard - the class will begin on Monday after swim checks. It will take about 40 hours to complete during the week and will re-quire the person to work on requirements during all three merit badge hours, and most of the free-time throughout the week. There must be at least four participants enrolled to run the class for the week.
- D. Introduction to Outdoor Leader Skills (IOLS) - This hands-on program gives adult leaders the practical outdoor skills they need to lead Scouts in the out-of-doors. Time and place will be announced at camp.

Mile Swim

This is an individual activity that will require a buddy who will need another to supervise and count laps. The BSA Mile Swim Award is a progressive award. Scouts or adult leaders can earn the BSA Mile Swim. To do so they must pass the swim check and swim a mile and complete the other requirements. Campers can complete these swims during afternoon troop free-time on Tuesday, Thursday and Friday. Swimmers wishing to complete the BSA Mile Swim Award are encouraged to meet with the Waterfront Director at the beginning of troop time on Tuesday to get started.



Nature Area and Trail

Camp Cherry Valley offers many opportunities to discover and learn about the environment and the unique ecology of Catalina Island. Take in the diverse terrain and abundance of wildlife in their natural habitat. Nature trail tours are offered during the troop time which are given by our nature staff.

Order of the Arrow

Camp Cherry Valley emphasizes the promotion of the Order of the Arrow (OA). This is done through a social for all current members of the OA Monday at 9:00 pm in the Dining Hall. Please bring either your sash or lodge flap to show membership. The OA is also emphasized and promoted on the ACE overnight campout at Shark Harbor.




Outdoor Ethics

Along with providing Tenderfoot, Second Class and First Class advancement opportunities the Trail to First Class program will also teach Outdoor Ethics Training. All Monday classes will spend a portion of time teaching the Seven Principles of Leave No Trace and conducting several activities that emphasize understanding the Outdoor Code.



Senior Patrol Leader Roundtable

Roundtables will be held for the SPL's at 1:30 PM everyday but Wednesday in the Camp Cherry Valley Chapel. These meetings, under the leadership of the commissioners, are designed to keep the SPL's in-formed about the daily schedule while giving them additional tools needed to be better leaders of their troop.



Hike Day

Hiking on Catalina Island is a unique experience. The Island boasts spectacular vistas with easy or difficult terrain that makes hiking challenging and enjoyable. Wednesday is hike day for Cherry Valley campers. Each troop selects one of several locations and spends the day hiking with experienced Troop friends. The hikes offered differ in difficulty, length, and terrain, so be sure to work with your Senior Patrol Leader and troop to select a hike that works for everyone.

Each Scout will be given a lunch to pack on the trail, with a sandwich option of turkey and cheese, ham and cheese, or peanut butter and jelly. Program areas will be closed all day. However, the trading post and the rifle range will open at 3:30 that afternoon. Pack inspections will be done by staff and leaders to ensure that every Scout has the proper equipment for their hike.

Please keep in mind that Safe Swim Defense and Safety Afloat policies will be followed at all hike day destinations.

Hikes -

Silver Peak

This is a 17-mile hike to the highest peak on the West End of Catalina Island which reaches an altitude of 1804 ft. The hike takes the better part of the day, even for the physically fit. Hats, canteens, proper hiking shoes and sunscreen are necessary equipment and must be brought to camp by the hikers. This hike requires training prior to arrival at camp; it is NOT for Scouts NOR adults who do not regularly hike or are not in hiking condition. Troop friends will inspect packs, shoes, footwear and water supply prior to departure from camp. The hike to Silver Peak offers many scenic vistas of the west end sights that most tourists do not see. This includes fabled Iron Bound Bay, the impressive Eagle Rock, and Land's End. Scouts participating in the ACE program for the week will use Silver Peak as their ACE hike.

Shark Harbor

This 16-mile hike is a challenging but highly rewarding hike. Starting early in the morning, hikers walk into Two Harbors, then follow the Banning Trail road up 1200' to the ridgeline. They then follow the ridgeline traveling southeast until they reach Little Harbor. On clear days hikers may see San Clemente Island on the way. Once to Little Harbor, it's a short distance to neighboring Shark Harbor, where the swells from the open ocean will greet them. Various water toys (boogie boards, skim boards, etc.), may be available for play once they arrive. After lunch and water time, hikers will travel back to camp by the main road, through the interior of Catalina Island. It is not uncommon for Shark Harbor hikers to come across Catalina's famous bison. Those who go on the ACE overnighiter will do this hike. Adults or Scouts over 14 wishing to join the ACE overnighiter hike may do so, even if they are not participating in the rest of the ACE program. Proper adult leadership is expected to be with the rest of the troop. Although not as physically demanding as the Silver Peak hike, it is required that all hikers be in hiking shape, with the proper hiking attire and gear (hat, broken in hiking shoes, canteen, etc.).



*Emerald Bay

A moderately flat 6-mile hike round trip. This adventure allows the Scouts to combine an ocean war canoe adventure with a hike along the scenic West End coast hills. Troops will be assigned on Tuesday evening by their commissioner to hike to the beach and then take a war canoe back to camp OR to war canoe to the beach and hike back. The canoes do not have seats. All Scouts and adult leaders will be on their knees or in the bottom of the canoe paddling. The paddle takes approximately 30-45 mins. Campers should take their swimming gear, dry hiking boots, and water shoes. Plan to enjoy the beautiful beach and waters of Emerald Bay. We do recommend bringing your snorkeling gear. This is a great hike for first year Scouts or those looking to enjoy a day in the water and relaxation on the beach. Goats Whiskers Loop may be added if a more difficult hike is preferred.

*Parson's Landing

An approximate 8-mile round trip hike along the scenic West End coast hills, to one of the more popular West End beaches on the island. Campers should take their swimming gear, dry hiking boots, and water shoes. Plan to enjoy the sandy beach and waters of Parson's Landing. Goats Whiskers Loop may be added if a more difficult hike is preferred.

Little Fisherman's

An approximate 5 mile round trip hike up the Goat Whisker trail and down into Catalina Harbor. From Catalina Harbor, you will hike past the town of Two Harbors to Little Fisherman's Beach. Bring your snorkel gear and experience sea life that the Pacific Ocean has to offer. Bring Frisbees or footballs for a fun day in and out of the water on the beach. Then change back into your hiking clothes for the short 2-mile hike back to camp.

*Goat Whisker's Loop Alternative

This hike adds approximately 2-miles round trip to either the Emerald Bay hike or the Parson's Landing hike. Campers will begin their hike day by summiting the peak that overlooks Cherry Cove. At an altitude of 1224 feet, enjoy scenic views of Isthmus Harbor, Cat Harbor, as well as stunning views of the windward side of the island. Continue down the fire break road until you meet the west end road and enjoy the remainder of your hike through the canyons of the West End.



Shooting Ranges

Rifle and archery ranges are available for use by all campers who have a signed parental release form. All participants must participate in a safety orientation from the range instructor prior to using any of the shooting sports equipment. Any camper using the rifle or archery ranges must show their totem prior to use. All ammunition and arrows are provided at the range. All .22 ammunition is provided for free at Camp Cherry Valley. Scouts taking archery must purchase an arrow pen kit that is sold at the trading post in order to qualify for the merit badge.



Special Opportunities

The following are special opportunities for Scouts to improve their skills and serve others. To have a chance to earn special recognition in these fields you must meet the requirements written next to the award. Those who participate and complete the requirements will be recognized at the end of camp and be eligible to purchase the patch or carry the card that correlates with the award.

- Firem'n Chit:** Taught in the Handicraft or Trail to First Class area during the free-time and is available to all adults and Scouts.
- Totin' Chip:** Taught in the Handicraft or Trail to First Class area during the free-time and is available to all adults and Scouts. Scouts must have this certification before they can handle knives at camp.
- BSA Lifeguard:** See BSA Lifeguard requirements above.
- Mile Swim BSA:** Available to all Scouts & Adult Leaders. See Mile Swim requirements above.
- Snorkeling BSA:** Taught by the ACE program and is available to all adults or Scouts 14 years or older

Swimming

Camp Cherry Valley has the most premiere swimming areas on the entire West Coast! The Waterfront is operated in strict accordance with BSA policies and is used for general swims during troop time, merit badge classes, and rank advancement instruction. If you have Scouts that are beginners or non-swimmers, they will have the opportunity during troop time to work with our waterfront staff to pass their swim test. It is the goal of the Camp Director and Waterfront Director for every Scout at Camp Cherry Valley to pass their swim check.

Swim Suit Guidelines: male/board shorts or swim trunks; female/full coverage one piece.

To pass the BSA Swim Check you must jump feet first into water over the head in depth. Level off and swim 75 yards in a strong manner using one or more of the following strokes: sidestroke, breaststroke, trudgen, or crawl; then swim 25 yards using an easy, resting backstroke. The 100 yards must be completed in one swim without stops and must include at least one sharp turn. After completing the swim, scouts rest by floating.

Because the waterfront is on the ocean all campers who use any part of the waterfront must complete a swim check. Recent troop swim checks in a pool at another camp are not valid.

Tribe of Torqua

Camp Cherry Valley has its own in-camp honor society known as The Tribe of Torqua. Scouts who meet the rank-appropriate requirements will advance in the Tribe of Torqua and will be given the corresponding arc, which symbolizes their standing in the tribe. Adult leaders can also advance in the tribe as they complete requirements at camp. The Tribe of Torqua round patch can be purchased in the trading post for \$4.50 per patch. The senior patrol leader, under the direction of the Scoutmaster, is ultimately responsible for keeping track of each Scout's progress. The rank advancement requirements are found at the end of this program guide and forms can be filled in before camp and brought to camp. Scouts and leaders returning to Camp Cherry Valley year after year who participate in the program and fulfill all of the requirements for that rank will advance as follows:



1st year: Brave	4th year: Chief	
2nd year: Warrior	5th year: Tribesman	
3rd year: Medicine Man	6th year: Junior Tribesman	7th year: Elder Tribesman

Troop Service Project

Camp Cherry Valley provides opportunities for your unit to participate in service projects while in camp. This is an important part of the camping experience and helps Scouts feel a sense of ownership in Camp Cherry Valley. The ranger staff will tailor projects to your troop's skill, overall age, and ability level. If you have any ideas about the service project you would like to perform, simply let us know. Tuesday evening Troop Friend Night is designed for Scouts to have a chance to work on service projects with their troop friends. This service participation also helps the Scouts advance in the Tribe of Torqua.

Open Time

Every day, except Wednesday, Scouts and their leaders will be able to participate in open time. This time is designated for Scouts and troops to do what they want to at camp. Leaders who want to organize troop activities can do so at this time. Scouts who wish to go to the waterfront and swim, boat, or sail can do so with a buddy. Scouts can use their time to visit the handicraft area and work on a project, take a sea lab tour, or shoot at the archery or rifle ranges. Scouts can also take additional merit badge classes if they wish.

Open time is also a good time to complete requirements for partial merit badges which may have been received from the previous year. Depending on the time and requirements that need to be completed, our counselors may be able to assist your Scouts in completing their partial merit badges.

Advancement at Camp Cherry Valley

Rank advancement is primarily the responsibility of the unit leaders and the unit committee. Camp Cherry Valley can assist unit leadership by providing the finest in instruction and counseling. Although staff instructors and counselors will provide accurate records for information covered and skills accomplished, it is the responsibility of each unit leader to mark rank advancements in each Scout's individual record (usually in their handbook). Camp counselors will also sign merit badge cards, but the unit leaders are responsible to ensure proper recording in each Scout's permanent record.

Advancement Policies

1. All advancement will be in accordance with BSA National Standards.
2. Merit badge counselors must be 18 years of age or older.
3. No substitutions for any requirements are allowed.
4. **Blue cards for completed merit badges are provided by Camp Cherry Valley.**
5. Those not completing all requirements for a merit badge will be given partial completion slips.
6. Boards of Review may be conducted in camp if adequate adult leadership is available. Appropriate adult representation on the board, however, is the responsibility of each unit's leaders.
7. The Scoutmaster is responsible to prepare, monitor, and verify completion of a Scout's advancement.
8. Completing prerequisites for each merit badge by the Scout is highly encouraged and work done before camp is acceptable.
9. Any Scout receiving a merit badge from Camp Cherry Valley will know the subject matter and will have learned the practical skills associated with the merit badge.

Note: Unit leaders are given an opportunity to review all advancement records before leaving camp and are encouraged to review them at home and give the cards to the unit advancement chairman.

Merit Badge Classes

The teaching of merit badges at Camp Cherry Valley is an important part of the program. Ensuring that campers receive the highest quality instruction is vital to the integrity of the Scouting program. While at camp Scouts must complete all of the requirements—**no more, no less**—in order to receive the completed blue card. Scouts who do not complete the merit badge will receive a partial and will be able to complete the merit badge back at home with a local merit badge counselor or Scoutmaster.

Because some of the merit badges offered at Camp Cherry Valley have requirements that cannot be completed at camp it is important for the Scoutmaster to have each Scout work on these before camp. It is suggested that the Scoutmaster look through the merit badge requirements that each Scout is taking and plan on fulfilling those aspects before camp begins. If the Scout has completed the requirement before camp just send him to class with a note indicating that specific requirement has been completed to your satisfaction. This will allow the counselor award credit which will enable the Scout to earn the badge if the remaining requirements are completed at camp.

Merit badges such as environmental science (solitary observation), astronomy (night observations), weather (out-of-class observations), first aid (teaching others), to name a few, will require extra effort on behalf of the Scout. Many of these requirements can be fulfilled at camp with the assistance of the Scoutmaster during the Scout's own time. Scouts should also read requirements before coming to camp and begin any such requirements prior to coming if they wish to complete the badges at camp.

Camp Cherry Valley is not a merit badge mill where one pays a fee and gets merit badges automatically. Instead, we offer merit badges as only one part of the overall camp experience. It is recommended that leaders limit their Scouts to three to four merit badges to work on while at camp. This will allow the Scout to participate in other areas of camp that create a well-rounded camp experience. We do not want to see a Scout come to camp and spend the entire week sitting in classes.

Due to BSA policy or because some of the more difficult skill-oriented merit badges require increased strength Camp Cherry Valley has an age limit requirement for a few merit badges. Scouts must be at least 13 years old to take Small Boat Sailing. It is suggested, but not required, that older Scouts take rifle and archery as they require strength usually found in youth 13 years and older.

At Camp Cherry Valley the staff works hard to see that every Scout gets into merit badge classes that they would like to participate in. Additional staff will be added to accommodate merit badge classes as needed. It is wise to look for merit badges that are not normally offered in your hometown and try for those while at camp. Try new things and look for variety. Proper planning between the Scout and their adult leader and parents will be a big help once the Scout arrives at camp.

In order for Scoutmasters to follow the progress of their Scouts throughout the week it is recommended, but not required, that they come to camp with worksheet packets for the merit badge classes they are taking and also it is recommended to have the merit badge pamphlet. In all of the nature and outdoor skills classes the instructors will be requiring Scouts to show knowledge and advancement by having them fill out their workbooks or take notes. In the traditional classes that follow more of a classroom approach these workbooks are great for note taking and placing the learning squarely on the shoulders of the Scout. Please note that we will not just have a Scout fill out the worksheet packet and then sign off the badge. They are used in class so that the Scoutmaster knows what each Scout has done in class that day. It also helps for a greater retention of knowledge in the Scout. Scouts who take traditional nature and outdoor skills classes that require note taking and who do not wish to use the workbooks will be expected to come to class each day with pen and paper to take notes and complete assignments.



DON'T FORGET TO PRINT OUT THE MERIT BADGE WORKBOOKS TO HELP SCOUTS KEEP THEIR WORK IN ORDER AND TO HELP YOU TRACK THEIR MERIT BADGE PRO-GRESS WHILE AT CAMP CHERRY VALLEY; MAKE SURE TO VISIT THE WEBSITE TO OBTAIN THESE WORKBOOKS.

Merit Badge Work Books can be printed here:
<http://usscouts.org/mb/worksheets/list.asp>

[Merit Badge Requirements \(view on National Website\)](#)

2019 Camp Cherry Valley Merit Badge Schedule as of 5-30-19

* offered at class time and open time ** cannot be completed without prerequisites done prior to coming to camp
 # suggested for Scouts 13 years and older \$ approximate cost for a kit or materials to be purchased at trading post
 @ offered only at class time % offered only at open time
 ! County regulations prevent being able to cook fish in camp

Program Area	Merit Badge	Period 1	Period 2	Period 3	Offered at open time/Location	Pre-req.
OUTDOOR SKILLS	Archery					\$5
	Emergency Prep		no class		Tuesday/Lower Nature	1,6c,7, 8b
	First Aid					5
	Fishing			no class	Tuesday/Sea Lab	9
	Orienteering	no class	no class		Tuesday/Upper Nature	7
	Personal Fitness		no class		Tuesday/Fitness Area/Yurt	1b,8
	Pioneering			no class	Friday/Upper Nature	2a &\$15
	Rifle Shooting					
	Signs, Signals & Codes	no class		no class	Friday/Lower Nature	10
	Sports	no class		no class	Friday/Fitness Area/Yurt	4,5
	Wilderness Survival				Thursday/Upper Nature	5
TRAIL TO FIRST CLASS	TTFC Tenderfoot		no class	no class	Tuesday/ Bandstand	
	TTFC 2 nd Class	no class		no class	Thursday/ Bandstand	
	TTFC 1 st Class	no class	no class		Friday/ Bandstand	
HANDICRAFT	Art		no class	no class	Tuesday/Handicraft Thursday/Handicraft	6
	Basketry	no class		no class	Friday/Handicraft	\$15
	Leatherwork	no class			Tuesday	\$20
	Photography		no class	no class	Friday/Handicraft	4
	Sculpture		no class		Thursday	\$10
	Woodcarving	no class			Tuesday/Handicraft Thursday/Handicraft	\$15
AQUATICS	BSA Lifeguard	*takes all 3 classes				
	Canoeing	no class				
	Kayaking			no class		
	Lifesaving					
	Rowing		no class			
	Small Boat Sailing	no class	* takes 2 classes			
	Swimming					
NATURE	Astronomy	no class			Tuesday/Old Trading Post	5a-b,6b,8
	Chemistry		no class	no class	Tuesday/Nature Area	
	Environmental Science				Lower Nature	6
	Fish and Wildlife MGT.	no class	no class		Thursday/Sea Lab	2,5,7
	Forestry	no class		no class	Thursday/Old Trading Post	2,5,7
	Geology		no class	no class	Thursday/Mine	4
	Indian Lore		no class	no class	Thursday/Old Trading Post	\$20
	Mammal Study	no class	no class		Friday/Old Trading Post	3
	Oceanography				Sea Lab	8
	Sustainability	no class	no class		Thursday/Nature Area	2a in all categories
Weather	no class		no class	Friday/Mine	9b,11	
OFFERED @ OPEN TIME ONLY	Cit. in the Community	no class	no class	no class	Tuesday/Dining Hall	3,4a-b,7c,8
	Communication	no class	no class	no class	Thursday/Dining Hall	1,5,7,8
	Composite Materials	no class	no class	no class	Friday/Old Trading Post	\$20
	Personal Management	no class	no class	no class	Friday/Dining Hall	1,2a,8,9

Open Time Merit Badge Classes

Scouts who want to take an extra merit badge or two can if they desire. There is no pre-registration for any troop time merit badge class. All they have to do is pick a merit badge taught on that day, show up at the designated location indicated, and work on the merit badge from 2-5 pm. The counselor's goal is to get as much of the merit badge as possible completed in the three hours provided. Some merit badges will be completed in the allotted time, however some will not, it just depends on the amount and depth of the requirements. Scouts who complete the requirements in the three hours will earn the blue card. Scouts who do not complete the badge will receive a partial blue card and will need to finish it under the direction of their Scoutmaster once they get home. A roll will be kept by the counselor and blue cards will be turned in on Friday night with all of the other merit badges.

Scouts who decide to take a merit badge during this time are expected to show up on time and stay the entire time in order to receive a blue card. Scouts who show up for a partial length of time, say an hour and then leave the class will be dropped from the roll and no blue card will be issued for them. If a Scout shows up late to class the instructor will not stop the class and go back over what the Scout has missed. The idea is that if a Scout wants to put in the extra time to earn a badge they are expected to commit to the requirements and time commitment to takes to earn the badge. In reality they are choosing to give up what their friends or the troop is doing that day during the troop time in order to earn an extra merit badge.

Explanation of Program Offerings

Advanced Camper Experience (ACE)

During each summer camp session, CCV offers a program geared toward the 14+ year old camper. The Advance Camper Experience (ACE) Program gives older Scouts and adults an opportunity to meet others their own age, participate in high adventure activities, and experience activities they may have never done before. These Scouts will stay in their troop campsites, eat, and participate in most troop program activities and all camp wide activities. The ACE program can be taken in place of merit badge classes or can be taken with merit badge classes. Those campers who participate in every ACE activity will receive a special recognition at the end of the camping week. Scouts and Adult Leaders can earn the BSA Snorkel Award by participating in the ACE morning program activities.

Please note that on Tuesday afternoon the ACE will be having two activities. Those who want to go on the Shark Harbor hike and overnigher will be leaving directly after lunch. Participate in this activity please be prepared to hike 16 miles round trip and camp out on the beach at Shark Harbor. The ACE program will solicit sign-ups for this activity on the Monday of camp. Those ACE participants who do not want to go on the overnigher will taking out the Hobie Cat and paddle boards for their afternoon activity and hiking to Silver Peak on hike day.

Below is the ACE schedule of activities:

2019 Camp Cherry Valley ACE Week at a Glance					
*Adults and Scouts interested in participating in the ACE Overnight at Shark Harbor must sign up in the program office by Monday at 9 pm.					
	MONDAY	TUESDAY	WEDNESDAY	THURSDAY	FRIDAY
9:30 AM	Swim Checks w/Troop	Kayak and Snorkel at Ship Rock	Silver Peak Hike *Leaving at 6:30 am	Kayak and Snorkel at Blue Caverns	Wrigley Marine Science Center Tour
2:00 PM	Introduction to Snorkeling at Pirate's Cove	<ul style="list-style-type: none"> Catamaran Sailing & Paddle Boarding ACE Overnight (OA) Hike to Shark Harbor 	OA Activities at Shark Harbor and Hike back to CCV *Will return by Dinner	Catamaran Sailing & Paddle Boarding	<ul style="list-style-type: none"> Catamaran Sailing & Paddle Boarding Pirate's Cove Snorkel

Boating Program

Cherry Valley provides canoes, rowboats, and ocean kayaks for Scouts and leaders to enjoy. These are available for use during troop time sessions on Tuesday, Thursday and Friday afternoons. This is a great opportunity for Scouts and leaders to practice their boating skills or just have fun. Certified swimmers may use the canoes, rowboats and kayaks. Everyone must use a PFD. An orientation and demonstration of ability is required to use equipment. Please remember that all persons boating on the water are responsible for their actions and care must be taken around the anchored yachts in Cherry Cove.

Fishing Program

Camp Cherry Valley is a great place to fish the clear waters of the San Pedro Channel. We practice the catch and release method of fishing and require Scouts to do so also. CCV does not have facilities to clean and prepare fish for eating and Los Angeles County prohibits us from cooking game fish in our kitchen. Anyone wishing to fish, and who is 16 years or older, will need to have a current California fishing license. We are able to issue poles and tackle on a limited basis. In order to have a successful fishing adventure at camp, it is advised that you bring your own equipment. We also require that you use barbless hooks for easy release of the fish that you catch. Artificial tackle and bait will be sold in the trading post.

Handicraft Program

The handicraft program is available to any camper who wishes to use it during the troop time. It is a great place for Scouts who are in their first year of Scouting. Most activities have a material cost before the camper can complete the activity. While handicraft classes are taught during the class time they are also taught during the troop time. See the Troop Time Merit Badge Schedule for days and times the classes are taught.

Sailing Program

Sailing at Camp Cherry Valley is one of the hallmarks of the camp! We encourage all Scouts 13 years old or older who wish to sign up for the Small Boat Sailing merit badge to do so. We have experienced instructors who will work with the Scouts to fulfill the requirements outlined by the BSA. It is recommended, but not required, that Scouts have experience with canoeing or rowing prior to enrolling in the course. This class is very challenging and requires a good amount of strength and maturity; therefore, it is recommended that only Scouts who are physically and mentally able to participate do so. The Sailing merit badge will take up two merit badge class times and potentially a significant amount of free-time, so plan accordingly. Remember, when signing a Scout up for this class only sign them up for one other merit badge class.

CCV also offers sailing opportunities in a Lido sailboat each afternoon. Any Scout or adult who wants a ride just needs to come down to the lighthouse and request a ride a waterfront staff member will direct them in the right direction.

Snorkeling Program

Snorkeling at Camp Cherry Valley is world class and the sea life and water is amazing! Under the watchful eyes of our Lifeguards explore the depths of some of the greatest kelp forests Catalina has to offer. Bring your own snorkel and mask if you wish, but we have plenty for everybody. We encourage every camper who attends CCV to take advantage of this activity. Scouts and adults have three ways that they can snorkel in Cherry Cove.

Eagle's Nest-Participate in a guided snorkel to Eagle's Nest during the troop time on Tuesday, Thursday or Friday. Specific explanation of how the activity works and sign-ups will take place during the Monday adult leader roundtable.

Pirate's Cove- In order to enjoy this great experience Scoutmaster's will sign-up their troop for a time during the troop time on Tuesday, Thursday, or Friday. The short walk to Pirate's Cove will provide a one-hour snorkeling experience the Scouts will never forget. Specific explanation of how the activity works and sign-ups will take place during the Monday adult leader roundtable.

Cherry Cove Swim Area-This less adventurous snorkel is done right in the swim area of Cherry Cove. Snorkeling in this area is a way to see some sea life while practicing the fundamentals of snorkeling and getting familiar with the technique. In order to do this any Scout or adult can come down with a buddy to the waterfront during the troop time and check out fins, snorkel and mask and have fun.

Trail to First Class Program

The Trail to First Class program is for all Scouts needing to pass off rank advancement requirements for Tenderfoot, Second Class and First Class. Camp Cherry Valley offers a merit badge period for teaching the skills required in each rank. If a Scout wants to work on all three ranks at once he will have to take each of the merit badge periods or classes during the troop time. We suggest that new Scouts who are focusing on rank advancement take at least one class, as they will meet every day, except Wed, to work on requirements. For Scouts who have only a few requirements to pass off, it is suggested that they do not sign up for a class, but rather work on their requirements during the troop time. If the Scouts do take all three periods they will still have time during free time to earn other merit badges.

Please note that Scouts who come to camp as Tenderfoots will not be First Class by the end of the week, but if they attend class every day and work hard during the troop time they will complete many of the requirements needed for advancement.

Included in this program guide is the form the counselor will use to mark what the Scout has achieved during the week. This will be returned to the Scoutmaster at check-out on Saturday morning. Once at home, the Scoutmaster can sign the Scouts merit badge book according to what has been signed off on the sheet. Below are the requirements that will be covered during the specific days of the week at Camp Cherry Valley.

2019 CAMP CHERRY VALLEY TRAIL TO FIRST CLASS SCHEDULE					
MB PERIOD	RANK	MONDAY	TUESDAY	THURSDAY	FRIDAY
1	TENDERFOOT	7a-display, raise & fold flag; 5a-c-buddy system & safe hiking Understanding the Outdoor Code	3a-c-square, half hitch, taut-line, 3d-sharpen and use of knife, saw & ax 8-EDGE training and teaching	4a-first aid cuts, scrapes, & blisters 4b-poisonous plants; 4c-injury prevention	6a-Fitness Test & Swim
2	SECOND CLASS	8a-flag ceremony; 8b-respect for flag; 9a-3R's; 9b-bullying Understanding the Outdoor Code	2a-fire for cooking; 2c-build a fire; 2d-lightweight stoves; 2f-lighting fire & stove 2g-demo bowline	6b-demo first aid; 6b-hurry cases; 6c-reduce injuries; 6d-backcountry injuries 6e-vehicle injury	5a-safe swim; 5b-swim check; 5c-d-rescue methods, reaching and throwing
3	FIRST CLASS	1b-Tread Lightly; 2c-cooking implements; 2d-safe handling of food, 2d-garbage disposal; Understanding Outdoor Code	3a-lashing; 3b-timber hitch, clove hitch, 3c-square knot, shear, diagonal lashing poles; 3d-camp gadget;	7a-1st aid and bandages; 7b-transport moves; 7c-5 common signs of heart attack and CPR steps; 7f-potable water	6a-swim check; 6b-safe trip afloat; 6c-basic parts; 6d-watercraft positioning; 6e-tender and rescuer
<p>2nd Class Scouts need to make sure they demonstrate how to use a compass and map on a 5-mile hike during Hike Day. They also need to make sure to visit the TTFC area during troop time to pass off navigation skills 3a-d. 1st Class Scouts need to visit the TTFC area during troop time to pass off navigation skills 4a-b.</p>					

Trail to Eagle Program

The Trail to Eagle program is for all Scouts needing to earn merit badges required to reach the rank of Eagle Scout. Each year Camp Cherry Valley will offer three Eagle required merit badges. Trail to Eagle is offered as an alternative to troop time on the day the class is offered. If the Scout wants to work on all three Eagle merit badges offered this summer he will have to spend their troop time in class working, forfeiting personal free time and any troop activities planned during that time period. It is suggested that older Scouts take these classes. Each class will move at a faster pace than standard merit badge classes, however all requirements that can be taught no more no less. Scouts do not have to earn or attend all three merit badge classes to be involved in Trail to Eagle. If they have already earned one of the badges offered they will be free to enjoy their troop time until the day that class, they want to take is taught is taught. Scouts do not have to pre-register for these classes. All they need to do is show up in the dining hall at 2 pm on the day the class they want to take is being offered.

The Trail to Eagle merit badge classes will focus on requirements that can be completed at camp. Many of the requirements for these badges cannot be taught at camp as they require things that the Scout must do on their own. Please know that the counselor will only pass off prerequisites Scouts have completed if they come to class with a note from the Scoutmaster indicating their completion to their level of expectation. Scouts who come to camp without having the prerequisites completed will not earn the merit badge. They will, however, go home with a signed blue card that only needs to be dated by their Scoutmaster upon completion of the missing personal requirements.

Scuba

In2Deep and Camp Cherry Valley have teamed up to offer a chance to explore the underwater world through several dive programs for youth and adult campers including full PADI Certification and the Scuba Diving Merit Badge.



All Scuba Program costs are in addition to Summer Camp Fees (see minimum age requirements). If you will be bringing your own gear, there are tanks and weights available for rent. Payment must be made to the program office before the scout or adult will be allowed to dive.

In2Deep Diving is a full service 5 Star PADI dive shop located in Santa Monica, CA with an outstanding dive instruction team and top-of-the line equipment to assist you in your adventure. A satellite dive center is set up at Camp Cherry Valley to support all the camp's diving instruction and activities.

2019 Camp Cherry Valley Scuba Program at a Glance as of 5-30-19

**Everyone is required to pass a swim test to participate in aquatic activities.





	Monday	Tuesday	Wednesday	Thursday	Friday
9:25 am-12:15 pm	Swim Check	DSD/DLD (9:25 am-12:15 pm) Scooter Snorkel Tours -2 Sessions- 10-11 am & 11-12 pm	*Hike Day	DSD/DLD (9:25 am-12:15 pm) Scooter Snorkel Tours -2 Sessions- 10-11 am & 11-12 pm	DSD/DLD (9:25 am-12:15 pm) Scooter Snorkel Tours -2 Sessions- 10-11 am & 11-12 pm
Lunch 12:20-1:50pm					
2:00 pm-5:00 pm	DSD/DLD (2-5pm) Scooter Snorkel Tours -2 Sessions- (3-4 pm & 4-5 pm)	DSD/DLD (2-5pm) Scooter Snorkel Tours -2 Sessions- (3-4 pm & 4-5 pm)	*Hike Day	DSD/DLD (2-5 pm) EFR (2-4 pm) Merit Badge (4-5 pm)	DSD/DLD (2-5pm) Scooter Snorkel Tours -2 Sessions- (3-4 pm & 4-5 pm)

(DSD) Discover Scuba Or (DLD) Guided Dive for Certified Divers ~3 Hours *Can do during free time or merit badge hours based on availability.	Scooter Snorkel Tour ~1 Hours *Can do during free time or merit badge hours based on availability.	Scuba Diving Merit Badge Upgrade ~1 Hour *Based on availability.	(EFR) Emergency First Response ~2 Hours *Based on availability.
---	--	--	---

Open Water Diver Certification Program					
	Monday	Tuesday	Wednesday	Thursday	Friday
9:25 am-5:00 pm	Scuba Day 1 Swim Check (meet at 9am at the Scuba Locker)	Scuba Day 2	Scuba Day 3	Scuba Day 4 (Half-Day 9 am-12:30 pm)	

You will find the reservation form on page 18 of this guide. All participants will need the following forms:

- Click [HERE](#) for Standard Safe Diving Practices Statement of Understanding
- Click [HERE](#) for PADI Medical Statement
- Click [HERE](#) for Certified Diver Experience Program form
- Click [HERE](#) for Non-Agency Disclosure and Acknowledgment Agreement

PADI Discover Scuba Diving Program (DSD): \$125.00 for 1st dive / \$60.00 for each additional dive	
<ul style="list-style-type: none"> ❖ Open to anyone at camp 12 years and older ❖ 3 hour program ❖ Dives are approximately 30-40 minutes & are under the direct supervision of a PADI Instructor ❖ Not a certification course, but can count toward certification ❖ Liability & Medical Forms are required (Check out our websites for more info) <p>Gear rental included</p>	
Guided Dive for Certified Divers (DLD): \$125.00 for 1st dive / \$60.00 for each additional dive	
<ul style="list-style-type: none"> ❖ Open to all 12 years and older ❖ 3 hour program ❖ Guided dives for certified divers lead by PADI Dive Master or Instructor ❖ Must have a valid Scuba Certification card to participate ❖ The dives are approximately 30-40 minutes long during this 3 hour program ❖ Liability & Continuing Education Form are required (Check out our websites for more info) <p>Gear rental available for a \$25.00 fee</p>	
PADI Open Water Scuba Certification and Scuba Diving Merit Badge Program: 615.00	
<ul style="list-style-type: none"> ❖ Open to all 12 years and older ❖ <u>Monday through Thursday Program</u> ❖ Four Open Water Checkout Dives ❖ Includes a mask, snorkel, & mask strap to keep! ❖ Scouts must the earn Swimming Merit Badge to acquire the Scuba Merit Badge ❖ PADI eLearning (\$185) is required but not included – Click here for ELearning Center ❖ EFR (\$90) required for the completion of Scuba Merit Badge, but not included ❖ Liability & Medical Forms are required (Check out our websites for more info) <p>Gear rental included</p>	
Scuba Diving Merit Badge Upgrade: \$35.00	
<ul style="list-style-type: none"> ❖ Open to scouts of all ages ❖ 1 hour program ❖ Does not require or include open water dives ❖ CPR certification (included in EFR) is required for the Scuba Merit Badge ❖ Scouts are required to have earned the Swimming Merit Badge ❖ Valid Scuba Certification required 	
Emergency First Response: \$90.00	
<ul style="list-style-type: none"> ❖ Open to all ages ❖ 2 hour program ❖ This class will train you in Primary (CPR) and Secondary Care (First Aid), as well as AED ❖ This course will be offered once during the week for all scouts/adults who like to become certified 	
Scooter Snorkel Tours: \$40.00	
<ul style="list-style-type: none"> ❖ Open to all ages ❖ 1 hour program ❖ This is a scooter snorkel tour of Cherry Cove. ❖ Do not need to be certified. Open to all! 	

Contact Us if you have program questions! (424) 744-8384 info@in2deepdiving.com In2DeepDiving.com



Camp Cherry Valley 2019

Scuba Diving Programs

DO YOU WANT TO SCUBA DIVE ON CATALINA ISLAND?

Don't miss out on a chance to experience Catalina Island from below the waterline. All open water registration **MUST** be done prior to arriving at camp for all programs with *. Please complete the scuba forms listed above and take them to camp with you.

PADI Discover Scuba Diving Program (DSD)	# of persons: ____	\$125.00 1 st dive *\$60.00 for each additional dive	Total: \$ _____
Guided Dive for Certified Divers (DLD)	# of persons: ____	\$125.00 1 st dive *\$60.00 for each additional dive	Total: \$ _____
PADI Open Water Scuba Certification and Scuba Diving Merit Badge Program	# of Scouts: ____	\$615.00 per Scout	Total: \$ _____
Scuba Diving Merit Badge Upgrade	# of Scouts: ____	\$35.00 per Scout	Total: \$ _____
Emergency First Response	# of persons: ____	\$90.00 per person	Total: \$ _____
Scooter Snorkel Tours:	# of persons: ____	\$40.00 per person	Total: \$ _____

	<u>Names and Date Of Birth</u>	<u>Names and Date Of Birth</u>
PADI Discover Scuba Diving Program (DSD)	1.	2.
	3.	4.
Guided Dive for Certified Divers (DLD)	1.	2.
	3.	4.
PADI Open Water Scuba Certification and Scuba Diving Merit Badge Program	1.	2.
	3.	4.
Scuba Diving Merit Badge Upgrade	1.	2.
	3.	4.
Emergency First Response	1.	2.
	3.	4.
Scooter Snorkel Tours	1.	2.
	3.	4.

Council _____ Troop # _____ Week _____ Date of camp session _____

Contact Person Name _____

Address _____

City _____ State _____ Zip _____

Home Phone (_____) _____ Email: _____

Payment Method: Cash Check Visa MasterCard American Express Discover \$ _____ **Total Due**

Credit Card Number _____ Exp. Date ____/____ Code: _____

Cardholder Name: _____ Cardholder Signature: _____

CANCELLATION POLICY: UP UNTIL TWO WEEKS PRIOR TO CAMP. CANCELLATION FEE OF 25% OF TOTAL COST. AFTER THAT, NO REFUNDS CAN BE GIVEN.

Mail/bring form & payment to: GLAAC, B.S.A., CWC Center 2333 Scout Way, Los Angeles, CA 90026 Fax: 213-413-1352 **GL/714-Summer**

General Information

CAMPING CONTACTS

Throughout the process of preparing for camp, you may need to contact individuals associated with Camp Cherry Valley. The following is a list of whom to contact and the best way to reach them:

For All Camping Reservation questions/needs:

Camping Office Assistant's: Sonia Guerrero Kagan
 626 351-8815 Ext 249
 SoniaGuerrero.Kagan@scouting.org
 Danette Verdugo
 626-351-8815 ext. 241
 Danette.Verdugo@scouting.org



Camp Cherry Valley Website: https://www.glaacbsa.org/cherry_valley

This number is to be used in case of an emergency while your scout /adult is at camp:

Camp Phone Numbers: (June 11 – August 5) Business phone: 310 510-2895


Council Contact Phone Number: 626-351-8815

Camp Refund Policy

All payments are non-refundable and you will forfeit the money paid on spots you drop. Payment-in-full is expected no later than 30 days prior to the start of your camp week. Any drop in the number of Scouts or adults, after that point, will result in no refund of money already paid and the remaining balance is still owed.



Greater Los Angeles Area Council



2019 CHERRY VALLEY SUMMER RESIDENT CAMP PAYMENT PLAN

COST PER PERSON: NO FREE ADULTS OFFERED WITH RESERVATION

GLAAC UNIT MEMBER	YOUTH \$625	ADULT \$475
NON-GLAAC UNIT MEMBER	YOUTH \$670	ADULT \$495

2019 CAMPING DATES

WEEK 1/JUNE 9-15 WEEK 2/JUNE 16-22 WEEK 3/JUNE 23-29 WEEK 4/JUNE 30-JULY 6
Weeks 5-8 *Minimum of 8 Scouts to registered for these week's
WEEK 5/JULY 7-13 WEEK 6/JULY 14-20 WEEK 7/JULY 21-27 WEEK 8/JULY 28-AUG 3

****All units that sign up by November 1, 2018 will receive a free 2019 Summer Camp T-shirt for each camper that attends!**

*****NOTE:** All changes in camper numbers must be submitted in writing by the reservation contact (email, mail or in person) to the camping department. No change in camper numbers will be accepted over the phone.

Cancellation Policy: All payments are non-refundable, and you will forfeit the money paid on spots you drop.

1. A \$200 initial deposit per unit is required at the time of making a reservation. This deposit is non-refundable, but is applied to your final total.
2. First payment of \$100 per person is due no later than **Thursday, January 31, 2019.**
3. Second payment of \$100 per person is due no later than **Thursday, February 28, 2019.**
4. Third payment of \$100 per person is due no later than **Friday, March 29, 2019.**
5. **Total Balance is due** no later than **Tuesday, April 30, 2019.**
6. There is a \$10 discount for pairs of brothers attending camp together. The price per pair can be reduced by \$10 (or \$5 per brother). **This discount will be applied to your reservation before the Final Balance is paid (not before April 15th, 2019).**

If you neglect to make a payment your unit's reservation will be dropped and you will forfeit all money paid.

Payment methods include cash, check, VISA, MasterCard, Discover or American Express. Checks should be made payable to **GLAAC – BSA** and mailed to 2333 Scout Way, Los Angeles, Ca 90026 with a copy of your statement.

Your help in following this schedule will allow the Scouts in your troop to budget for camp, as well as helping our council provide the maximum number of spaces possible to Scouts who wish to attend. **Thank you for your help!** For more information or questions, please don't hesitate to contact the camping department at 626 351-8815 x249 for Sonia or x241 for Danette.



Prepared. For Life.™

Camperships

A Scout is Thrifty and as such is encouraged to do all they can to help pay their way to camp. At times, however, it is difficult for a Scout and their family to raise the full fee for summer camp. Limited financial help is available from the Greater Los Angeles Council on an individual basis for Scouts who could not otherwise go to camp due to financial hardships. Scoutmasters in the Greater Los Angeles Council who know of any youth with a legitimate need for financial help are encouraged to help that Scout apply for a Campership. The Campership Application is available on the council website. **Camperships are available for youth members of the Greater Los Angeles Council only.**

Camp Fees

Adults who replace leaders during the week can share fees. Adults coming to camp who do not replace a leader in their troop are charged at a rate of **\$100.00 per day**, to be paid in the business office upon arrival. This price includes room, board, and use of camp facility. Please notify Camp Cherry Valley administration of all leadership changes.

Visitors to Camp

- Visitors are welcome at any time. However, certain days (such as the last full day of the session) will serve better than others.
- All visitors must check in with the Camp Office upon arrival.
- Guest meals are available for the cost of \$12.00 per person/per meal.
- Siblings and friends are not allowed at camp without prior permission. **They cannot participate in program activities.**
- No pets allowed in camp, except for Seeing Eye Dogs.

LEADERS MAY NOT BRING THEIR CHILDREN FOR THE WEEK IF THEY ARE NOT A REGISTERED MEMBER OF A UNIT THAT IS ATTENDING CAMP THAT WEEK.

Scouts are not allowed to leave camp with any person unless the parent or guardian who has legal custody has granted permission. Unit leaders are advised to know the custody status of all Scouts.

Mail Service

Mail delivery to the island varies with the weather and other factors. **It is suggested that those parents wishing to mail their Scout a letter or care package do so the Wednesday or Thursday before the Troop leaves for camp.** Most packages mailed later than this will not arrive in camp during the week of camping. Please do not mail money, as it may get lost in the mail. An ATM is located in the town of Two Harbors for emergencies. Please address mail as shown below:

How to address your packages and letters for:

USPS

Scout Name/Unit Number

Camp Cherry Valley

PO Box 5067

Avalon, CA 90704

UPS or FedEx

Scout Name/Unit Number

Camp Cherry Valley

1 Cherry Valley Road

Avalon, CA 90704



ARRIVAL / DEPARTURE PROCEDURES

Travel Directions

Troops will arrive on Catalina Island via Catalina Classic Cruises. The boat fare is included in the cost of camp. The boat will depart from the Catalina Express Terminal, near the Queen Mary, at the Port of Long Beach, 1046 Queens Highway, Long Beach, CA. Departure times are located on the map at the back of this guide. As in all activities at Cherry Valley, you should be punctual. One hour early is not too early. Upon arrival, you will be met by two staff personnel who will take your official troop count and give you boarding instructions. The trip across the channel takes approximately two hours.

Any additional transportation costs are not provided. Travel mid-week back to the mainland, or water taxis from Two Harbors to camp must be paid for out of pocket. Any Adult leaders or parents who have arranged a mid-week visit or leadership swap should arrange their tickets with Catalina Express. They should call as early as possible to secure a reservation. There are usually tickets available, but there are luggage restrictions. Their number is (310) 519-1212.

TO MAKE RESERVATIONS TO TRAVEL MID-WEEK, CALL AS EARLY AS POSSIBLE. STANDBY SEATS ARE USUALLY AVAILABLE. ALL SERVICES REQUIRE EARLY CHECK IN AND HAVE LUGGAGE RESTRICTIONS. ALL COSTS ARE THE RESPONSIBILITY OF THE INDIVIDUAL. BE SURE YOUR BOAT IS TRAVELING TO TWO HARBORS FROM SAN PEDRO. THE CATALINA EXPRESS TELEPHONE NUMBER IS: 310 519-1212.

Coming from a long distance?

Troops can stay at Camp Trask before or after their trip. Sleep under the stars; enjoy swimming, dinner and breakfast before you leave for your Cherry Valley adventure and a sack lunch for the boat! You can also stay at Cabrillo Youth Center in San Pedro, there are many places to eat near the center.

A reservation form is available at the end of this guide. We will send directions to Camp Trask or Cabrillo with confirmation of your reservation.

Monday Travel

We are happy to arrange for Monday travel for those troops in need. Troops arriving in camp on Monday will be met in Two Harbors by the camp truck for the transporting of their gear to the camp. One adult leader will be driven to the camp for the purpose of registering their troop, while the rest of the troop hikes into camp. Remember, returning from camp on Saturday will be via Long Beach on the Scouts BSA boat, so accommodations will need to be made to have transportation from Long Beach back to your vehicles in San Pedro. Monday travel boat time can be from 8 to 9:30 am, the time is assigned by the boat company.

Arriving at Two Harbors

Once in Two Harbors all Scouts and adult leaders will have their luggage transported by camp vehicles, while Scouts and leaders hike the 1.5 miles into camp. Any leader or Scout with a disability that prevents them from hiking into camp will be transported to camp by van. Shore boats to camp are available at about \$6 per person each way. Please know that this service is provided only for those people who are unable to make the hike.

Those leaders traveling to camp via a private boat must contact the Camp Director at (310) 510-2895 before arrival and arrange for their own moorings with the Harbor Master using Channel 9. **ALL PRIVATE BOATS ARE RESTRICTED FROM TYING ONTO THE CAMP CHERRY VALLEY DOCK OR ITS MOORINGS.**



Packing your gear

We recommend that you pack all your gear in a soft, military style bag that can be placed under your bed while at camp. Mark your gear with a red ribbon or tag, and the letters CCV. Once you get to Long Beach, your gear will be moved around many times and will not be under your supervision until you get into camp. Do not attach anything to your bag. Fishing poles must have a hard case.

Use your day pack to carry items you will need with you on the boat and on your hike into camp. This may include food, or snacks, but every Scout should carry at least one water bottle. The Scoutmaster must collect all Medical Forms and present them to the Health Officer upon arrival in camp. This will ensure that every camper has their medical form in hand at the time of check-in. The Scoutmaster must also carry the troop roster and any fee payment receipts.

Note: Do not pack medical forms or other check-in materials (e.g. troop rosters, merit badge sign-up sheets, etc.) in gear bag. Every Scoutmaster should carry these items with them into camp.

Monday Arrival

Troops that are traveling to camp on Monday must notify the Greater Los Angeles Area Council office with their intention to do so. If you know you are not going to arrive on-time due to car troubles, traffic, or other reasons, please notify the council office at ext. 249 or 241.

Saturday Arrival & Accommodations

In order to give the staff adequate time off; troops cannot plan to arrive on Saturday.

Checking Out of Camp

During your week at camp, troop leaders may want to leave camp to visit the town of Two Harbors. Camp Cherry Valley requires the following when adults leave camp:

1. Adequate adult leadership remains in camp to supervise the troop. Note: the two-deep leadership policy must always be followed.
2. Persons who are leaving must sign out on the provided check-in/check-out sheet in the administration office. This will allow us to account for people who are out of camp. Please remember to check-in when you return to camp.
3. Alcoholic beverages should not be purchased while in town as they will not be allowed back into camp. Furthermore, any persons showing any signs of intoxication will be expelled from camp.

Camp Facilities

Each campsite is supplied with the following:

- Platforms and canvas tents
- Broom, Trash Can
- Bulletin board
- Flag Pole
- Picnic Table

Equipment each unit should bring:

- Lantern (**battery only**)
- Insect repellent (non-aerosol)
- First aid kit
- Pushpins for your bulletin board
- American Flag/Unit Flag/Patrol flag
- Tablecloth or cover
- Lockbox (meds; fox population has increased)

Trading Post

The Camp Cherry Valley trading post, ran by our friendly and courteous staff, is stocked with a wide variety of program supplies, souvenir t-shirts, sweatshirts, hats, patches, pocketknives and much more. We carry general camping supplies, personal hygiene items, and an excellent selection of snacks and beverages. We encourage each Scout to bring an adequate amount of spending money. The trading post is open every day and the average Scout will spend \$60-\$70 throughout the course of the week. Trading post hours are on the camp week at a glance and will be posted and announced regularly at camp.

It is suggested that each unit have one or more adults acting as bankers, holding and disbursing money to each Scout as needed. They can also ensure that money allocated by the parent for a T-shirt or hat is used to make that purchase.

Shower and Restroom Facilities

Showers and restrooms are available for all campers at any time but should be used before quiet time at 10:00 PM. We ask for your help in maintaining the good condition of our restrooms and showers by treating them with respect and immediately reporting any malfunctions to the camp administration. In keeping with youth protection guidelines, adults should be aware of their troop's behavior and maintain discipline by providing supervision while the youth are at the shower units. All campers must wear flip-flops or water socks when showering. If there are any mechanical problems or difficulties with other camper, please con-tact the staff. **Due to the sensitive nature of our septic system units are prohibited from bringing their own toilet paper and paper towels to camp.**

Laundry Facilities

There are no laundry facilities available for campers at Camp Cherry Valley. There are, however, staff laundry facilities onsite. Should a camper have an "accident" or for another reasonable cause, special arrangements may be made to ensure a safe and sanitary environment for the Scout.

Dining Hall

We eat "cafeteria style" at Camp Cherry Valley. Everyone in the troop will have a chance to play an active role in food service during the week. Depending on the number of campers, the camp may be divided into two meal shifts. Each meal shift will gather at the assembly area for grace. From there, troops will be dismissed one by one in a predetermined order into the dining hall. Troops will sit at their assigned tables for the entire week. Troops will be joined by their troop friends at each meal. If you are sharing a table with another Troop, please work out a waiter rotation schedule with them.

Waiter Duty

We ask that you provide one waiter for every table that is assigned to your troop. The duties of the waiters are as follows:

1. Report to the dining hall steward 10-15 minutes prior to the scheduled mealtime **with washed hands**.
2. Set table with appropriate condiments and refresh them throughout the meal.
3. Wipe down table and clean area around table after the troop has eaten.
4. Accept further direction from the dining hall steward.

Please assign one adult per troop per day to supervise the clean up after meals.

Phones and Phone Use

Outgoing personal calls are not allowed on the camp telephone except in the case of an emergency. While your service provider might tell you your cell phone and data should work well at camp please understand that because of the geographic position of Camp Cherry Valley at the scout reservation Verizon cellular service provides excellent coverage in limited areas while AT&T cellular coverage is spotty in limited areas of camp. Leaders may charge their phones at the Museum.

There is no public phone available. If campers wish to contact their parents, they need to use either their own or one of their adult leaders' cell phones. Any leader bringing a cell phone can charge it in the business office on the power strip provided. Do not bring your own power strip. All leaders charging cell phones do so at their own risk. Camp Cherry Valley is not responsible for cell phones that are lost or stolen. Although we leave it to your Troops discretion, we recommend that Scouts do not bring cell phones to camp.

Internet and Computer Use

WiFi is available in Camp. Check with the program office for more details.

Campsite Courtesy

The campsite and the camp is your troop/unit home during the week. Your troop friend and commissioner are in camp to serve you; however, **troop conduct is always the responsibility of the adult leadership in the unit.** Please instruct your Scouts to respect the campsites of others. Do not enter them unless invited. Control noise, respect quiet hours, and leave other people's personal property alone. Damage to tents and campsite equipment will be charged to the Scouts BSA troop to which the responsible person(s) belongs.

During sessions with a large number of campers, it may be necessary for different troops to share the same campsite. In cases such as these, we ask for your understanding and help in maintaining a spirit of brotherhood and camaraderie in the campsite

Damaged Equipment

It is expected that Scouts will properly take care of all equipment they use. Sometimes, however, equipment gets damaged and needs to be re-paired or replaced. If members of your troop damage camp equipment due to misuse or negligence, the cost of repairing or replacing any damaged equipment is expected to be settled before your unit leaves camp. Please see below the base chart of fee charges for major items.

Please report any damage of camp equipment to your commissioner. In the event damages are discovered after your departure from camp, an in-voice will be sent to your unit for payment. When a Scout causes damage, whether it is intentional or not, it will be charged to the Scout or troop. Please see the infraction and cost grid below of some of the most commonly damaged items at camp.

Units will be charged for damaged equipment using the following scale:

COTS Mattress replacement	\$70.00	Mattress cover replacement	\$50.00
Metal Bed replacement	\$250.00	TENTS Rips and tears per INCH	\$25.00
Writing on canvas per PANEL	\$150.00	Tent replacement	\$600.00
OTHER Discharge of fire extinguisher	\$75.00	Garden hose replacement	\$20.00

Policy Information

Quiet Hours

All campers will be provided with at least eight hours of quiet time. Between 10:00 p.m. and 6:00 a.m., each day we ask that you enforce this quiet period. If there is a problem in your campsite or with campers from another troop please notify a commissioner. Please do not take matters into your own hands. Let the staff deal with such problems.

Grace

The Boy Scouts of America is an *all-denominational* organization which encourages each member to actively participate in his religious beliefs and responsibilities as he sees fit. Camp Cherry Valley has a chaplain on duty and a chapel for Scouts, individuals, or groups to use for religious worship. An *all-denominational* religious service is a highlight of our Sunday evening program and all Scouts are encouraged to attend. Grace will be said before each meal and many campers will have an opportunity to participate. Please let your Scouts know they should feel free to pray as is their custom, and remind them of the importance of showing respect for all forms and traditions of prayer.

Insurance

Every unit attending camp **must** be covered by some type of accident and sickness insurance plan. All units registered in the Greater Los Angeles Area Council are covered under the BSA Campers' Accident and Sickness insurance plan. Some Councils also provide this insurance to their registered units; others offer the insurance to their units at a small fee. Some units are covered by their chartered partner.

Leadership Requirements

- The role of adult leaders at summer camp is very important. In planning, supervising, teaching, and participating, their influence and support is critical. Start recruiting your leaders early and have alternates standing by, in case of emergency or inclement events.
- **Each unit is required to have at two deep leadership as per the YPT/Guide to Safe Scouting policy.** The **recommended** ratio is one adult for every ten Scouts BSA.
- **Two Deep Leadership:** Two registered adult leaders 21 years of age or over are required at all Scouting activities, including meetings. There must be a registered female adult leader 21 years of age or over in every unit serving females. A registered female adult leader 21 years of age or over must be present for any activity involving female youth. Notwithstanding the minimum leader requirements, age- and program-appropriate supervision must always be provided.
- All adults accompanying a Scouting unit who are present at the activity for 72 total hours or more must be registered as leaders. The 72 hours need not be consecutive.

Sleeping Arrangements

- All leaders are expected to reflect high moral standards established by custom, traditional values, and religious teachings.
- Male and female leaders require separate sleeping facilities. Married couples may share the same quarters if appropriate facilities are available.
- Parents and their child are permitted to sleep in the same tent.

Leadership Responsibilities

Adult supervision is a critical component of a successful youth program. The leadership and guidance you provide your Scouts during your stay will keep much safe and enhance their overall camping experience. We ask our staff to lead by example specifically by living Scout Oath and Scout Law, and we would ask that Scouts and adult leaders do the same.

- Adults should know where the Scouts are and should sit with them at meals and monitor the Scouts' behavior: Whittling on trees and "sword fighting" with sticks are unacceptable.
- Activity areas requiring specialized supervision--such as the waterfront, archery range and rifle range--are supervised by qualified, certified adult staff members. Any program supervisor may request the assistance of adult leaders.
- Enforce the buddy system: **Scouts are not to go off by themselves.**
- Damage to camp property is not tolerated. Greater Los Angeles Area Council expects full restitution, including the full cost of materials, labor, and other costs related to replacement or repairs.

- Unit leaders must follow instructions under “YOUTH LEAVING CAMP PROPERTY” section of this guide for any youth needing to leave camp early.
- It is the responsibility of the unit leader to inform the camp, in writing, of the physical or mental disabilities of any youth or adult camper, so that the camp can provide proper accommodations.
- Please help us follow all written, spoken, and implied rules and regulations as they are in place to protect the Scouts, adults, staff, facility, equipment, property, and the environment.

Youth Protection

All adults participating with their unit at camp must be current with Youth Protection Trained and listed on the Camp Roster. Each unit is responsible for making sure all adults receive this training before arrival. Contact your district training chair for assistance.

The Youth Protection policies of the Boy Scouts of America begin with selecting the best possible leaders. The following policies provide additional security for youth in the program and protect adult leaders against false allegations of abuse.

- ◆ **Two-deep leadership.** Two registered adult leaders 21 years of age or over are required at all Scouting activities, including meetings. There must be a registered female adult leader 21 years of age or over in every unit serving females. A registered female adult leader 21 years of age or over must be present for any activity involving female youth. Notwithstanding the minimum leader requirements, age- and program-appropriate supervision must always be provided.
 - All adults accompanying a Scouting unit who are present at the activity for 72 total hours or more must be registered as leaders. The 72 hours need not be consecutive.
- ◆ **No one-on-one contact.** One-on-one contact between adult leaders and youth members is prohibited both inside and outside of Scouting. All youth campers are required to adhere to the buddy system always while in camp.
 - In situations requiring a personal conference, the meeting is to be conducted with the knowledge and in view of other adults and/or youth.
 - Private online communications (texting, phone calls, chat, IM, etc.) must include another registered leader or parent.
 - Communication by way of social media (Facebook, Snapchat, etc.) must include another registered leader or parent.
 - **Discipline must be constructive**
 - ◆ Discipline must reflect Scouting’s values
 - ◆ Corporal punishment is never permitted
 - ◆ Disciplinary activities involving isolation, humiliation, or ridicule are also prohibited
- ◆ **Respect of privacy.** Adult leaders must respect the privacy of youth members in situations such as changing clothes or taking showers at camp. Adults should intrude only to the extent that health and safety requires. They should also protect their own privacy in similar situations.
- ◆ **Separate accommodations for adult males and females and youth males and females are required.**
 - **Tenting**
 - Separate tenting arrangements must be provided for male and female adults as well as for male and female youth
 - Youth sharing tents must be no more than two years apart in age
 - In Cub Scouting, parents and guardians may share a tent with their family
 - In all other programs, youth and adults tent separately
 - Spouses may share tents
 - **Restrooms**
 - Separate shower and latrine facilities should be provided for male and female adults as well as for male and female youth. If separate facilities are not available, separate times should be scheduled and posted.
 - Privacy of youth is respected.
 - Adults and youth must respect each other’s privacy, especially in situations such as changing clothes and taking showers at camp.
 - Adult leaders should closely monitor these areas but only enter as needed for youth protection or health and safety reasons.
- ◆ **Proper preparation for activities.** All activities should take into consideration the capabilities of the participating Scouts. No activity should be undertaken without proper preparation, equipment, clothing, supervision, and safety measures.

- ◆ **No secret organizations.** The Boy Scouts of America does not recognize any secret organization as part of its program. All activities are open to observation by parents and leaders.
- ◆ **Appropriate attire.** Proper clothing for activities is required--for example, skinny-dipping is not appropriate in Scouting.
- ◆ **Hazing prohibited.** Physical hazing and initiations are prohibited and may not be included as part of any Scouting activity.

Youth Leaving Camp Property

Once a scout has checked into camp they are not authorized to leave the property except in an emergency or if they are participating in a camp program. Authorization can be granted for a scout to be picked up by a parent or family member using the following guidelines:

- The Camp Director must be notified in writing from the parent or guardian having custody of the child through the Scout leader in charge of the unit upon check-in. If a camper is to be picked up before the end of the camping session, this notification must also say who is authorized to pick up the child. The Camper Early Release Form must be filled out completely and signed.
- Upon arrival of the adult having permission to pick up the camper from the camp, the adult must check in with the Camp Director at the camp office.
- The Camp Director will notify the adult leader of the unit who will verify whether this is the correct adult to pick up the camper.
- If the adult picking up the camper is the correct person confirmed by the adult unit leader, the youth will then be contacted and released to the adult by the Camp Director.
- If an adult camp leader is taking a Scout home during the camp week, they must check out with the Camp Director and must inform the Camp Director upon their return to camp. If the child is not directly related to the adult leader, two-deep leadership guidelines as stated in the youth protection training must be followed. Upon returning to the camp property, the adult leader must check in with the Camp Director.

Note: Parents should be encouraged not to pick up a child until the conclusion of the total session program, usually following breakfast on the last day of camp.

The Camp Director will require the unit leader to complete the Camper Early Release Form when emergency situations occur, such as death in the family or serious injuries.

Verification of authorized persons to remove campers in case of emergencies shall be by telephone with the youth's parent or legal guardian. The Camper Early Release Form shall be kept as a part of the camp's permanent file. In the absence of the Camp Director, the Assistant Camp Director, Business Manager or Camp Program Director shall coordinate the early release of a camper. The above listed camp personnel shall be trained by the Camp Director.

Camp Health

Camper Fitness Level

The general program requires light physical activity, but there will be instances such as hike day, walking to the shooting ranges, or waterfront that will increase a camper's heart rate and require more strenuous activity. Camp Cherry Valley advises that all campers know their physical limitations and prepare for the camp by walking or hiking several months before camp begins. It is advised that once at camp all youth and adult leaders should take things slowly until their bodies have had a chance to adjust to the terrain.

Campers with Disabilities

Camp Cherry Valley is prepared to assist campers with physical, mental, or emotional disabilities in any capacity needed. Scoutmasters can phone prior to coming to camp or discuss with the Camp Director upon arrival of their specific troop disabilities. As a facility Camp Cherry Valley has all amenities needed to assist a physically disabled camper. From a program perspective, the staff is willing and able to help campers with mental and emotional disabilities navigate their way through merit badge classes, swim checks, and any other program function.

Preventing Homesickness

One of the biggest problems for Scouts attending camp may be that of homesickness! Each family can be of great assistance to the unit leaders by stressing to their Scouts the fun they will have, the new friends they will meet, the fantastic Scouting adventure they will experience, and the achievements they will conquer! Family members should not mention how much they will miss the Scouts or that the Scouts will miss mom or dad, TV or video games.

Scouts will be kept busy with a variety of activities and the unit leaders and camp staff will look for signs of homesickness. The staff can be especially helpful in case of homesickness so that each Scout will be able to remain in camp and have a positive experience.

Another problem associated with homesickness is caused when a Scout telephones home. Once a Scout talks to mom or dad, if they were not homesick there is a good chance they will be after calling. Please have parents discourage their Scouts from telephoning home, except in an emergency. If the Scout insists on telephoning home from camp, they should get permission from their unit leader. When unit leaders receive such requests, they should discuss the situation with a commissioner before allowing the Scout to use the telephone.

Medical Information

All participants who come to camp **must have a current BSA Annual Health and Medical History Part A, B and C**. Medical evaluation must be performed by a physician licensed to practice medicine and must be current within 12 months (BSA Annual Health and Medical History form can be download-ed from the Camp Cherry Valley website). The approved medical form also contains an authorization form for medical treatment. The parent of all minors **must** sign this medical form. All Scouts and adults will go through medical rechecks and evaluations by the camp health officer during the swim-check process.

All troops should bring a complete first aid kit with them for minor injuries. Appoint an adult in the troop as the medic whose primary responsibility is to take care of Scouts with headaches, coughs, scrapes, minor cuts, and bruises, etc.

Each troop is required to carry adequate and proper liability and health insurance. Please prepare to verify that each camper is protected and brings a copy of his insurance card or numbers in case of an emergency while at camp. Troops and Crews who are not members of the Greater Los Angeles Area Council must bring proof of accident and sickness insurance from their local council.

Our Health Lodge is equipped with supplies to handle most injuries in camp. A licensed first responder, EMT, nurse, or physician will usually be on site 24-hours a day to handle such emergencies. Serious injuries, which require immediate advanced medical support, will be handled by the paramedics in Two Harbors, who are never more than ten minutes away from Camp Cherry Valley. For less serious injuries, but which still require medical attention, troop and unit leaders will be responsible for transporting the injured person to the nearest medical treatment facility.

Practitioners of the Christian Science faith must provide the camp with a written letter from the practitioner.

NO MEDICAL EXAMINATION – NO CAMP NO EXCEPTIONS!!

Other National Forms: [Visit FAQ Annual Health and Medical Record](#)

- Immunization Exemption Request Form
- Request for Exemption from Medical Care and Treatment Form

Special Requests/Needs:

Send to SoniaGuerrero.Kagan@scouting.org

Food: Campers with special dietary needs will be accommodated to the best of the camps ability, please view the menu on page 51. Items listed at the bottom are items that can be substitutions for those with allergies. Please let us know in writing (please provide as much information as possible for our staff) at least two weeks before your arrival. **We are happy to meet your needs; however, if we need to order special/ substitute food items, we must know in advance.**

Once you or your Scout arrive at camp, please take a minute to meet with our Head Cook and discuss your dietary needs. As a camper with dietary needs, please be prepared to let the food line staff know what your needs are when collecting your meal.

Medical: Campers with medical needs (i.e. administering medication, power for sleep machine, or any other medical needs) will be accommodated to the best of the camps ability. Please let us know in writing (please provide as much information as possible for our staff) at least two weeks before your arrival. Every effort will be made to make your stay at camp a safe and wonderful experience.

CPAP (Continuous Positive Airway Pressure) Machines

The tent sites have limited access to power. To accommodate those individuals who need to use a CPAP machine, we have reserved tent sites in R5 which have access to temporary power to run their CPAP Machines at night. During the day, the temporary power cord will be coiled inside the tent with the CPAP machine. Due to the proximity to power in R5 you may not be staying in the same tent sites as the rest of your troop. Please be sure that there are adequate adults to maintain two deep leadership at all times in your troop's campsite with the absence on the individual who needs access to power for their CPAP machine at night. Please notify us ahead of time if you will be bringing a CPAP machine. We will work with you to make your stay as comfortable as possible and we look forward to seeing you at camp this summer. **Please note that the camp does not supply distilled water for the machines and there is no supply to purchase at the camp, if needed- please bring it to camp with you.**

Packing Medication:

- We would like all medication in the original package.
- Please place medications in a large zip lock bag with the camper's name in permanent marker.
- Please add a note if needed to explain process of medication dispensing while at camp.
- Medications will be stored in the Med Lodge and dispensed by the Health Officer.

First Aid

The Health Lodge is designed to meet the medical emergency needs of our campers. All injuries will be reported and properly recorded. We are ready with emergency support and will make necessary contact with the emergency medical response team in Two Harbors in cases that require such medical attention. Due to the high cost of over-the-counter medicine, such medicines will only be distributed from the health lodge in emergency situations. Persons who have non-emergency medical situations will be sent to their troop medic for assistance. Some medications for common ailments (i.e. colds, headaches, sore throats, coughs, etc.) will be sold in the trading post to adults only. Units are required to camp equipped with a well-stocked first-aid kit, cough drops, throat lozenges, Tylenol, Advil, TUMS, and any other medicine that your campers may need during their week at camp.

Camp Safety

For the well-being of Scouts, leaders, and parents at camp, the camp staff encourages the following important practices:

Emergency Procedures and Information

As part of the first flag ceremony the camp will demonstrate the emergency alarm system. Any other alarms during the week will signify an actual emergency. If you hear the alarm, proceed to the assembly area, join your troop, and account for everyone therein. Further instructions will be disseminated at the assembly area. Be sure that your troop discusses and understands what to do in case of emergencies.

Ecology

1. Animal Conservation: Please make certain that all Troop members understand the delicate balance of plant and animal life on Catalina Island. Everyone should do their best to ensure that no animals are harmed or killed. This applies to marine as well as land life. Please walk only on designated trails and roads.
2. Pets: No pets of any kind should be brought to camp. Pets are a threat to wildlife and are in danger themselves.
3. Plant Conservation: The vegetative life on the Island and in the sea is very fragile. Please make every effort to stay on the trails, do not pick the flowers, or collect specimens. Do not gather firewood or use natural materials for camp construction projects. The cherry trees are our special charge. Please do all you can to prevent name carving, hammock hanging, and other acts that damage the trees.
4. The Salina is an environmentally protected area that is vital to the health and well-being of the cove. Please help us keep the Scouts from walking through it or destroying it in any way.
5. Fire: The smallest spark is a deadly threat to wildlife and campers. No fireworks, open fires, flame utilizing lamps, or other equipment can be allowed in camp.
6. Please help us keep the campers on the roads and designated trails, as this will help protect the animal habitat and plant life from destruction.

Water

Conservation and wise use of water is a top priority at Camp Cherry Valley. We ask for your help in conserving water by taking short showers and turning faucets all the way off. Please stress this with your Scouts.

Wild Animals

Camp Cherry Valley is situated on the beautiful Catalina Island. It is home to a number animals such as deer and fox. Please be respectful of their habitat and do not feed the animals.

Personal Safety

- Wear shoes at all times (except in the showers where beach shoes, flip flops, or water socks are required). Flip flops or water shoes should be worn to the waterfront to protect your feet. Once there, Scouts may play in the water barefooted. **Walking through the camp barefooted is prohibited!**
- Do not run unless it is part of a program activity. Stay on the trails and out of the non-staffed program areas.
- Do not walk on or dislodge rock or wood trail outlines or markers.
- Please respect the privacy of the camp staff by staying out of their living areas.
- Do not throw rocks, sticks, pine cones, or other objects, except in designated areas.
- Report any maintenance problems to the camp administration immediately.
- Do not leave food, candy, etc. in tents or unit campsites at night. Food smells attract unwanted camp visitors.
- The camp operates on the buddy system. Scouts should always be with at least one other Scout, including in the tent at bedtime.
- Help keep camp clean; leave camp better than you found it. Put all trash in garbage cans.

Aquatics Safety

- ◆ Waterfront areas are under the supervision of adults certified by the BSA National Camp School at all times.
- ◆ The Safe Swim Defense plan and Safety Afloat principles are followed at all times in the aquatic's areas. Swim checks are required of all campers before participating in aquatic activities. All aquatic activities follow the buddy system. Scouts are paired within the same ability groups.
- ◆ The aquatics program is primarily recreational. Boating activities (canoes, rowboats, and kayaks) are limited and operate under the guidelines of Safety Afloat.
- ◆ Adult leaders are required to take Safe Swim Defense and Safety Afloat training prior to any unit activity involving aquatics outside of Scout resident camp. For your convenience, these two training courses may be offered at camp.

Fire Safety

Fire always presents a danger to Catalina Island. Los Angeles County prohibits fires in the campsites or in any area above the dining hall. For that reason, we ask that Scouts and Leaders pledge to the following guidelines:

1. Scouts are not allowed to play with matches, lighters, or hot sparks.
2. Adults wishing to smoke must only do so in specially designated areas away from the Scouts. Do not smoke while hiking or in any camp building or activity area.
3. If a fire starts in a tent, exit immediately and collapse the tent poles inward.
4. Fire drills are held during each session, in accordance with state law. Upon hearing the alarm, all Scouts must report immediately to the camp designated assembly area. Adult leaders then report to the Camp Director or staff designee that the unit is present, and everyone is accounted for.
5. Never remove the fire tools from your campsite.
6. In case of fire the central alarm system or camp staff member will notify you.

Shooting Sports Safety

Field sports training teaches skills, discipline, self-reliance, sportsmanship, and conservation--all elements of character that Scout leaders try to instill. Objectives to be learned are:

1. Skill in the activity.
2. Safety through self-imposed discipline.
3. Attitudes and habits which help build good character and physical fitness.

To achieve these objectives:

- The shooting ranges are under supervision of adults certified by the BSA National Camp School at all times. Boy Scouts have the availability to shoot .22 caliber rifles and bows and arrows.
- Permission slips are required from parents or guardians authorizing their Scout to shoot firearms. This form must be turned in to the camp administration prior to any Scout handling any firearm or bow and arrow. Page 37
- Personal firearms of any caliber, ammunition, hunting arrows, cross bows, throwing knives, and bull-whips may not be brought to camp.
- In order to maintain the safe operation of the rifle and the archery ranges we ask that all personal coaching be performed by the range staff only. This limits the distractions while Scouts are shooting and allows all participants to hear the range commands.

Guide to Safe Camping – Alcohol, Tobacco and Drugs

An important way adult leaders can model healthy living is by following the policies on alcohol, tobacco, and drugs. Leaders should support the attitude that they, as well as youths, are better off without tobacco in any form and may not allow the use of tobacco products at any BSA activity involving youth participants. This includes the use of electronic cigarettes, personal vaporizers, or electronic nicotine delivery systems that simulate tobacco smoking.

All Scouting functions, meetings, and activities should be conducted on a smoke-free basis, with smoking areas located away from all participants. *Reference: Troop Leader Guidebook, Volume 1, No. 33009*

As outlined in the Scouter Code of Conduct, Scouting activities are not a place to possess, distribute, transport, consume, or use any of the following items prohibited by law or in violation of any Scouting rules, regulations, and policies: alcoholic beverages or controlled substances, including marijuana.

In addition, the Code of Conduct specifies that if you are taking prescription medications with the potential of impairing any functioning or judgment, you will not engage in activities that would put Scouts at risk, including driving or operating equipment. *Reference: Scouter Code of Conduct*

This policy will be strictly enforced for all those that use camp facilities.

Smoking

"The Boy Scouts of America's position on smoking strongly urges leaders neither to use tobacco products in any form nor to allow their use in the presence of youth. Therefore, due to medical evidence and growing community sensitivities, a *smoke-free* environment policy was developed. "All buildings and facilities under control of the Greater Los Angeles Council are to be designated as nonsmoking facilities. Smoking outside entrance/exit doors is prohibited at any location. In addition, all Scouting functions, meetings, or activities will be conducted on a smoke-free basis with permitted smoking areas located away from all participants."

The Camp Director will identify those limited outdoor areas where smoking is permitted once at camp. In most cases smoking is limited to an area behind the program office **only!** Smoking will not be allowed in program areas, campfire bowl and all buildings.

Hazing

"Older Scouts sometimes feel that new Scouts should be "initiated" into the Troop with a hazing activity. You should be alert to this desire of older Scouts and direct efforts into meaningful initiation programs. Hazing has no place in Scouting, nor does running the gauntlet, belt line or similar punishments.

Discipline

Corporal punishment will not be tolerated in camp. Physical abuse such as manhandling, pushups, and loud, abusive screaming are also not allowed as punishment for youths. For problems in camp please see the Camp Director for proper action.

Fireworks

Fireworks are especially dangerous at camp. Both state and county agencies prohibit their use on this island. NOTHING of this sort may be brought into camp for any reason. Fireworks will **NOT** be tolerated or permitted and any that are found will be **CONFISCATED and not returned**. Persons having fireworks are subject to immediate dismissal from camp.

Policy on Use of Chemical Fuels (Liquid, Gaseous, or Jellied)

Liquid, gas, or jelled fuel is not permitted at Camp Cherry Valley. Battery operated lanterns and flashlights are only allowed.

The use of liquid fuels for starting any type of fire is prohibited. This includes damp wood, charcoal, and ceremonial camp fires.

Personal Gear for Scouts and Leaders

PERSONAL GEAR FOR SCOUTS AND LEADERS

- " The Official BSA uniform is appropriate dress any time during the week.
- " Scouts wear full uniforms at evening flag ceremonies and dinner. BSA activity uniform is daytime wear.
- " Be sure all personal items are marked with full name and unit number. Neither the adult volunteers, the camp, nor the camp staff are responsible for lost or misplaced items.

CLOTHING

- Uniform, uniform hat
- T-shirts
- Shorts
- Jeans (optional)
- Swim suit and towel (male/board shorts or swim trunks; female/full coverage one piece)
- Pajamas or sweats
- Sweater, jacket, or sweatshirt
- Tennis shoes
- Sturdy shoes for hiking
- Old tennis shoes/water socks for swimming
- Underwear (1 pair per day)
- Socks (1 pair per day)
- Handkerchiefs/tissues
- Pen, pencil, paper

OPTIONAL ITEMS

- Camera and film
- Musical instrument
- Sewing kit
- Money for Trading Post (\$60-\$70)
- First aid kit
- Watch
- Sunglasses
- Whistle on cord
- Compass
- Fishing pole
- Pocket knife (need unit leader permission, and
- Totin' Chip card required)

PAPERWORK (Signed, dated)

- Health Form
- Shooting Sports permission slip

AND VERY IMPORTANT

- Prescription medications
- Sack lunch for drive to camp
- Lunch money for return from camp

CAMPING GEAR

- Sleeping bag or blankets
- Pillow (optional)
- Pack/duffel bag/suitcase
- Day pack/fanny pack
- Canteen or water bottle
- Drinking cup
- Flashlight, extra bulb/batteries

TOILET KIT

- Toothbrush and toothpaste
- Comb
- Sun screen
- Soap (biodegradable)
- Lip balm
- Insect repellent (non-aerosol)
- Towel, washcloth
- Deodorant
- Shaving gear (adults)

UNAUTHORIZED EQUIPMENT

- Hunting bows, crossbows, arrows
- Firearms, ammunition, Cap guns
- Fireworks
- Illicit drugs
- Alcoholic beverages
- Tobacco products
- Matches, Fire Lighting Devices (Scouts only)
- Knives with blades longer than 3"
- Fixed blade, sheath knives
- Open toed shoes
- Expensive jewelry

Forms Required and Check-in Process

There are a number of forms--for the group as well as for individuals--required for camp attendance. Overall suggestions for successful forms management include:

Recruit a leader whose only role is to disperse and track forms required for camp. Read and complete each form carefully. Ensure that authorized signatures are obtained as required.

The following forms are required for camp:

Unit Forms

- Camp Roster.** List all youth and adult campers, with emergency contact names and telephone numbers. Bring 3 copies to camp (one for the camp, one for health officer and one for yourself). **You will be able to print this roster after you have entered your camper's information into the Doubleknot system.**

Individual Forms

- BSA Medical Form Part A, B and C.** [Click here for form](#), you will need the ***Are You Going to Camp?*** download. Every camper must have a current health form signed by the appropriate medical personnel. See the health section of this camp guide for further information.
- Medications Administration.** All medications dispensed at camp should be listed on each campers BSA Medical Form under Part B. Medical Forms, as well as medications will be collected by the Camp Health Officer. See page 30
- Youth Firearm Authorization Form - Consent for Minor to use Rifles and Shotguns. Page 37**
 - Yes, you will need 4 copies per Scout (one copy with youth at all times, one copy with the unit, one copy with medical form, one copy to rangemaster). Part A of the BSA Medical form is the release for all other activities, permission for medical treatment, photo/film/video/electronic release.
- Camper Early Release Form** – must be completed if Scout is leaving early. Page 36

The speed of your unit's check in will be greatly improved if:

- All forms are organized by type and readily available.** Since the forms are processed and used in different locations at camp, have all medical forms grouped together and in alpha order by camper

Camper Early Release Form

Camper: _____ Unit: _____

Address: _____ City: Zip: _____

Unit Leader Name: _____ Phone: (H) _____

Address: _____ City: Zip: _____

Unit Leader Signature Approval for Release: _____

Date: _____ Time: _____ AM _____ PM _____

Name of Person to Whom Camper is released: _____

Address: _____ City: Zip: _____

Phone: _____

Date of Release: _____ Time of Release: _____ AM _____ PM _____

Proof of Identity of Said Person: _____

Reason for Release: _____

Camp Director's Comments: _____

Camp Representative's Signature: _____

Camp Representative's Printed name: _____

Date _____ Time _____



BOY SCOUTS OF AMERICA®

CALIFORNIA RIFLE AND SHOTGUN PARENTAL/LEGAL GUARDIAN PERMISSION FORM

I, _____, parent or legal guardian of _____,
{Print Name of Parent or Legal Guardian} {Print Name of Child}

hereby give my child express permission and consent to be loaned and possess firearms (handguns and long guns) and ammunition to engage in lawful, recreational sport, including target practice, and/or a course of instruction in the safe and lawful use of a handgun. (Cal. Penal Code §§ 27945, 29610, 29615, 29650, 29655; 18 U.S.C § 922(x)). As used in this form, "firearms" include any handguns, long guns, or shotguns that may lawfully loaned to and possessed by a minor under state and federal law.

I also give my child express permission and consent to possess, and for a person to loan to my child, a "BB device" as defined in Cal. Penal Code * 16250. (Cal. Penal Code § 19915).

This consent is valid, absent my express revocation thereof, for the calendar year of _____.
(Calendar Year)

A photocopy or facsimile of this written consent will serve as an original.

I represent that I am (1) the parent or legal guardian of the minor named above and (2) not prohibited by Federal, state, or local law from possessing a firearm. I agree to indemnify and hold harmless the Boy Scouts of America, and any local Council and all officers, members, employees, and volunteers thereof, from all losses, damages, causes of action, cost and expenses, arising from any false statements or representations made by me herein.

Please bring at least four (4) copies of this form to camp with your child. One (1) copy must remain in your child's possession at all times while he or she possesses any firearms or ammunition, and one (1) copy should be provided to the owner of the firearm.

Signature of Parent or Legal Guardian

Date

Unit #:

Last Name:

First Name:

Name: _____ Troop: _____

TENDERFOOT:

- 3a demonstrate the practical use of the square knot _____
- 3b demonstrate the practical use of the two half-hitches knot _____
- 3c demonstrate the practical use of the taut-line knot _____
- 3d demonstrate the proper care, sharpening, and use of the knife, saw, and ax. Describe when each should be used _____

- 4a show first aid for the following: simple cuts and scrapes, blisters on the hand and foot, minor (thermal/heat) burns or scalds (superficial, or first degree), venomous snakebite, nosebleed, frostbite and sunburn, choking _____
- 4b describe common poisonous or hazardous plants; identify any in your campsite location. Tell how to treat for expo-sure to them _____
- 4c prevent or reduce the occurrence of injuries or exposure listed in (Tenderfoot 4a-b) _____

- 5a buddy system _____
- 5b lost on hike or campout _____
- 5c rules of safe hiking _____

- 6a record best on following tests:
 - push-ups _____
 - sit-ups or curl-ups _____
 - back-saver sit-and-reach _____
 - 1 mile walk/run _____

- 7a demonstrate how to display, rise, lower, and fold the U.S. flag _____

- 8a describe the steps of EDGE _____
- 8a use EGDE to teach a person how to tie a square knot _____

2ND CLASS:

- 1b explain the principles of Leave No Trace and tell how practiced _____

- 2a explain appropriate/not appropriate use fire for cooking _____
- 2c build a fire _____
- 2d explain use, set up, and light camp stove _____
- 2f demonstrate sheep bend knot and use _____
- 2g demonstrate bowline and use _____

- 5a precautions for safe swim _____
- 5b pass BSA beginner swim test _____
- 5c demonstrate reaching and throwing water rescue _____
- 5d avoid contact with victim in rescue _____
- 6a demonstrate first aid: object in eye, animal bite, puncture wound, serious burn, heat exhaustion, shock, heatstroke, dehydration, hypothermia, hyperventilation _____

- 6b hurry cases _____
- 6c Reduce injuries on campout (2nd Class 6a-b) _____
- 6d backcountry accidents _____
- 6e Vehicular accident _____

- 8a flag ceremony _____
- 8b explain respect of the flag _____

- 9a 3-R's _____
- 9b bullying _____

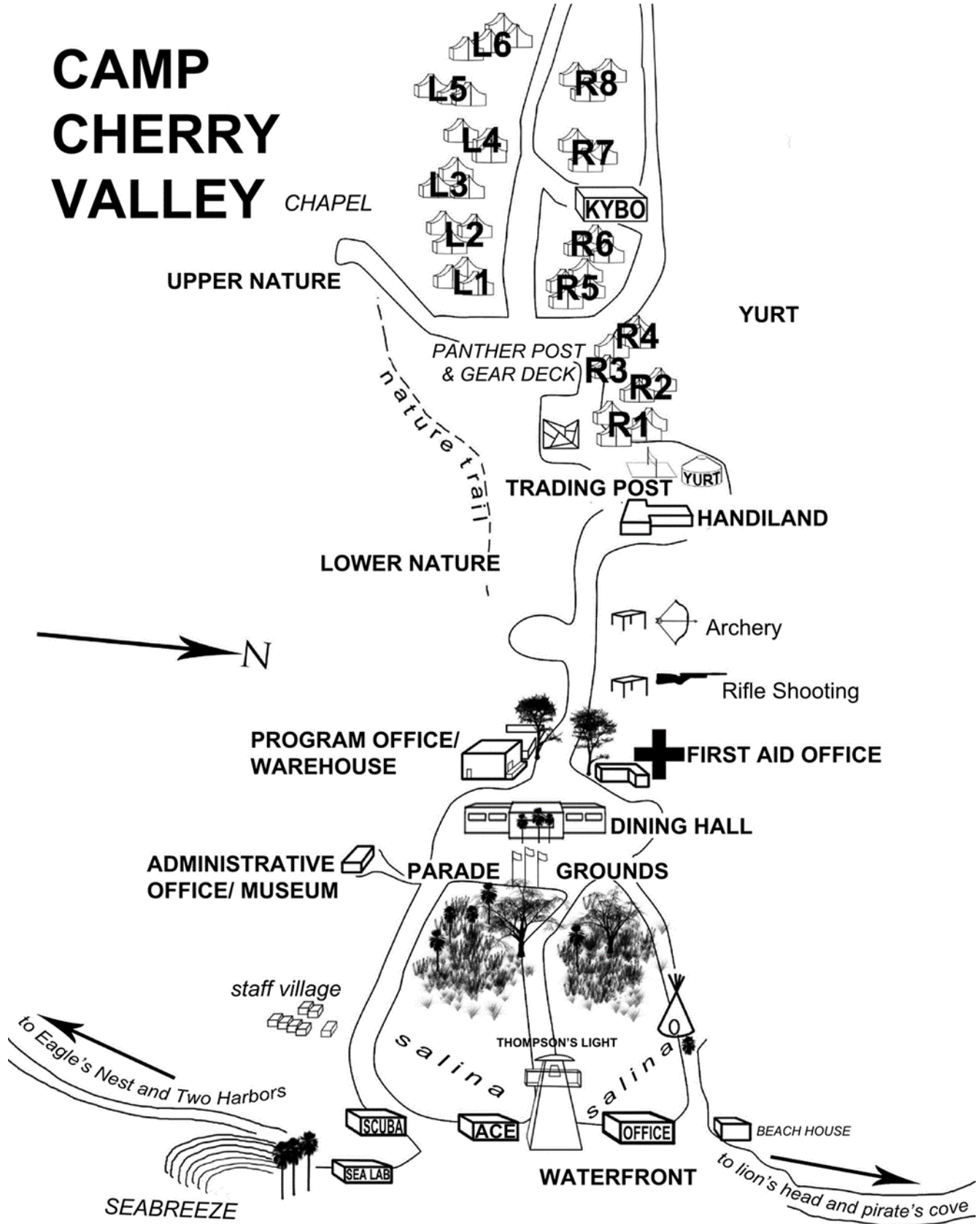
1ST CLASS:

- 1b explain principles of Tread Lightly _____
- 2c pans, utensils, and cooking gear _____
- 2d procedures of safe handling of food _____
- 2d garbage disposal _____
- 3a when to use/not use lashings _____
- 3b demonstrate timber hitch and clove hitch _____
- 3c demonstrate square, shear, diagonal lashing by joining two poles _____
- 3d useful gadget _____
- 4a compass course of 1-mile _____
- 4b demonstrate GPS _____
- 6a complete BSA swim test _____
- 6b safe float trip precautions _____
- 6c basic parts of watercraft and paddle _____
- 6d positioning in watercraft _____
- 6e practice line rescue as tender and rescuer _____
- 7a bandages demonstration for sprained ankle, head, upper arm, and collarbone _____
- 7b demonstrate smoke filled room carry and sprained ankle carry _____
- 7c signals of heart attack and CPR steps _____
- 7f potable water _____

TOTIN' CHIP _____ FIREM'N CHIP _____

2019 CAMP CHERRY VALLEY WEEK AT A GLANCE 2019						
SUNDAY	MONDAY	TUESDAY	WEDNESDAY	THURSDAY	FRIDAY	SATURDAY
Trading Post Hours Daily 9:00-6:00 PM Wednesday 3:00-7:00 PM Saturday 7:00-9:30 AM	7:00 AM Starboard Breakfast & Port Inspection	7:00 AM Starboard Breakfast & Port Inspection	7:00 AM Starboard Breakfast & Flag Ceremony	7:00 AM Starboard Breakfast & Port Inspection	7:00 AM Starboard Breakfast & Port Inspection	7:00 AM Starboard Breakfast & Final Port Inspection
	7:40 AM Port Breakfast & Starboard Inspection	7:40 AM Port Breakfast & Starboard Inspection	7:40 AM Port Breakfast	7:40 AM Port Breakfast & Starboard Inspection	7:40 AM Port Breakfast & Starboard Inspection	7:40 AM Port Breakfast & Final Starboard Inspection
	8:45 AM Flag Ceremony & Morning Messages	8:45 AM Flag Ceremony & Morning Messages	Hike Day Lunch on the Trail	8:45 AM Flag Ceremony & Morning Messages	8:45 AM Flag Ceremony & Morning Messages	8:45 AM Flag Ceremony & Awards Ceremony
	9:15-12:15 PM Open Time & Swim Checks	9:25 AM 1st Merit Badge Session		9:25 AM 1st Merit Badge Session	9:25 AM 1st Merit Badge Session	9:15 AM Hike to Two Harbors
		10:15 AM Adult Leader Roundtable		10:15 AM Adult Leader Roundtable	10:15 AM Adult Leader Roundtable	
	12:20 PM Starboard Lunch	10:25 AM 2nd Merit Badge Session		10:25 AM 2nd Merit Badge Session	10:25 AM 2nd Merit Badge Session	10:45 AM Boat Departs to Long Beach
	1:00 PM Port Lunch	11:25 AM 3rd Merit Badge Session		11:25 AM 3rd Merit Badge Session	11:25 AM 3rd Merit Badge Session	
	1:30 PM SPL Roundtable @ Chapel	12:20 PM Starboard Lunch		12:20 PM Starboard Lunch	12:20 PM Starboard Lunch	
	2:00 PM 1st Merit Badge Session	1:00 PM Port Lunch		1:00 PM Port Lunch	1:00 PM Port Lunch	
1:30 PM Check in at Long Beach	3:00 PM 2nd Merit Badge Session	1:30 PM SPL Roundtable @ Chapel		1:30 PM SPL Roundtable @ Chapel	1:30 PM SPL Roundtable @ Chapel	12:45-1:15 PM Boat Arrives in Long Beach
4:30 PM Arrive at Two Harbors & Hike to CCV	3:15 PM Adult Leader Roundtable	2:00-5:00 PM Open Time		2:00-5:00 PM Open Time	2:00-5:00 PM Open Time	
	4:00 PM 3rd Merit Badge Session					
6:05 PM Starboard Dinner & Port SPL/SM Meeting @ Chapel	5:15 PM Starboard Dinner	5:15 PM Starboard Dinner	5:15 PM Starboard Dinner	5:15 PM Starboard Dinner	5:15 PM Starboard Dinner	
	5:55 AM Port Dinner	5:55 AM Port Dinner	5:55 AM Port Dinner	5:55 AM Port Dinner	5:55 AM Port Dinner	
6:50 PM Port Dinner & Starboard SPL/SM Meeting @ Chapel	7:00 PM Commissioner Team Building Games	6:30PM Troop Friend Night & Service Projects		6:45 PM Flag Ceremony & Highland Games	6:45 PM Tribe of Torqua Ceremony	
8:00 PM Scouts Own @ Chapel	8:30 PM Flag Ceremony OA Speech & SPL Tribe of Torqua Ceremony		7:00 PM Flag Ceremony & Commissioner Campfire	8:00 PM Honor Trail	7:30 PM Flag Ceremony & Closing Campfire	
8:30 PM Flag Ceremony & Opening Campfire						
Waiter call is 15 minutes before each meal. Please send one waiter for every troop table. Port Watch Kybo duty after breakfast @8:00 AM. Starboard Watch Kybo Duty after dinner @ 6:00 PM						

CAMP CHERRY VALLEY



CAMP CHERRY VALLEY HONOR TROOP AWARD

Requirements:

To achieve the Camp Cherry Valley Honor Troop Award, Troop must earn 1000 points

Please Print

SPL Name: _____

Troop #: _____

TITLE	DESCRIPTION & EQUATION	POINTS
Program Awards Inspection Score	Add all five Inspection Scores together and subtract 100 points.	
	Complete Class-A Uniform for Entire Troop including Adults (0-50)	
	Number of days as the highest-scoring troop in your commissioner area. (10 points a day)	
Program Beads	Average Number of Beads per Scout X 5	
Merit Badges	Average Merit Badges per Scout X 30	
Torqua Advancements	Scouts who advanced in the Tribe of Torqua ÷ number of Scouts X 100	
Rank Advancements	Number of Requirements Completed Toward Rank Advancements ÷ Number of Scouts under the rank of First Class X 25	
Subtotal:		

Program Activities You earn 10 points for each of these activities that your entire troop participates in.	Open Campfire, Commissioner Games, Inner-Troop Activity Night, Service Project, Flag Ceremony, Hike Day, Commissioner Campfire, Camp Wide Games, Honor Trail, Closing Campfire	
--	--	--

Elective Activities Your troop must participate in at least one of these activities.	Troop organized service project must be approved by Ranger, Troop Shoot, Polar Bear on Thursday Only (0 or 50)	
--	--	--

Field Sports	Percent of Scouts in Dime Club X 100 (using a scope)	
	Percent of Scouts in Dime Club X 250 (not using a scope)	
	Percent of Scouts in the Donut Club	

Waterfront	Percent of Scouts who passed the swim check during week X 100	
	Percent of Scouts who completed the mile swim X 250	
	Percent of Scouts who became certified BSA Lifeguard X 500	

ACE	Percent of Scouts who completed the entire ACE Program X 500	
------------	---	--

Extreme Activities	Percent of Troop who went on a hike more than 10 miles X 200	
---------------------------	---	--

Adult Leaders	Have at least one adult leader at every Round Table (0 or 50)	
	Have at least one adult leader take Safe Swim Defense/Safety Afloat (0 or 50)	
	Have at least one adult leader complete FOS or IOLS Training (0 or 50)	

Subtotal:

Add both subtotals together to get total points.

Total:

Need help understanding the percent's?
 Example: **Percent** of troop who went on a hike more than 10 miles x 200
Step 1) 3 divided by 25= .12 **Step 2)** .12x200=24 points

CAMP CHERRY VALLEY HIKE/FLOAT PLAN

Once turned in plans are FINAL and cannot be changed.

Troop # _____ Troop Friend(s): _____

Primary Adult (21+): _____ Commissioner: _____

Secondary Adult (18+): _____ Number in Group: _____

Destination and planned stops: _____

Total # lunches _____ Turkey _____ Ham & Cheese _____ PB&J _____

****All hikers must have TWO sandwiches. Please include troop friends and all members of your group in the count.**

CAMP CHERRY VALLEY HIKE/FLOAT PLAN

Once turned in plans are FINAL and cannot be changed.

Troop # _____ Troop Friend(s): _____

Primary Adult (21+): _____ Commissioner: _____

Secondary Adult (18+): _____ Number in Group: _____

Destination and planned stops: _____

Total # lunches _____ Turkey _____ Ham & Cheese _____ PB&J _____

****All hikers must have TWO sandwiches. Please include troop friends and all members of your group in the count.**

MEAL	BREAKFAST	LUNCH	DINNER
SUNDAY			Roast/Gravy Mashed Potato Peas Salad Bar Brownie Hard Roll Milk Punch
MONDAY	Pancakes Hash Brown Sausage Links Fruit Bar Cereal Bar Milk Juice	Corn Dog Chips Salad Bar Punch	Soft Shelled Tacos Refried Beans Spanish Rice Corn Salad Bar Churros Milk Punch
TUESDAY	Scrambled Eggs Biscuits & Gravy Bacon Fruit Bar Cereal Bar Milk Juice	Chicken Patty Sandwich Chips Pork & Beans Salad Bar Cookie Punch	Spaghetti Green Beans Bread Sticks Salad Bar Milk Punch
WEDNESDAY	Oatmeal Breakfast Casserole Fruit Bar Cereal Bar Bagel & Cream Cheese Milk Juice	Lunch on Trail Sandwich Carrots Granola Bar Fruit Roll Up Chips Apple	Hamburgers French Fries Salad Bar Watermelon Ice Cream Sandwich Milk Punch
THURSDAY	Breakfast Burritos Fruit Bar Cereal Bar Milk Orange Juice	Pizza Salad Bar Cookie Punch	Chicken Cordon Blue Rice Pilaf Salad Bar Mixed Veggies Pudding Milk Punch
FRIDAY	French Toast Bacon Hash Brown Fruit Bar Cold Cereal Bar Milk Juice	Sloppy Joe's Tatar Tots Carrot Sticks Salad Bar Cookie Punch	Steak Baked Potato Green Beans Salad Bar Cake Roll Milk Punch
SATURDAY	Oatmeal Cold Cereal Bar Coffee Cake Peaches Fruit Bar Cold Cereal Bar Milk Juice		

Menu subject to change based on needs of camp or campers.

2019 Camp Cherry Valley Unit Overnight at Camp Trask or Cabrillo Youth Center

Cabrillo Youth Center in San Pedro!

Cabrillo Youth Center offers a place to sleep under the stars for **\$20 per person**, no meals available. There are plenty of places to get dinner or breakfast by the center. Cabrillo is 30 minutes to the Long Beach terminal.

To book your stay at Cabrillo, please call the center at 310-831-1984 to check on availability.

Camp Trask in Monrovia:

Sleep under the stars at Camp Trask before you leave for your Cherry Valley adventure! Some troops stay there at both ends of the week! No meals available.

Camp Trask is about a 1.5 hours drive to the Long Beach terminal.

We will send directions to Camp Trask with confirmation of your reservation.

Troop Number _____ Arrival Date and Time _____

Council: _____

Leader Name: _____

Address _____

City/St/Zip _____

Daytime Telephone: _____ Number of people: _____

Email: _____

Number of person _____ X \$10 per person = \$ _____ Total

Payment method: Check Cash VISA MasterCard American Express Discover

Credit Card Number _____ Exp. Date _____ Code: _____

Cardholder Signature _____

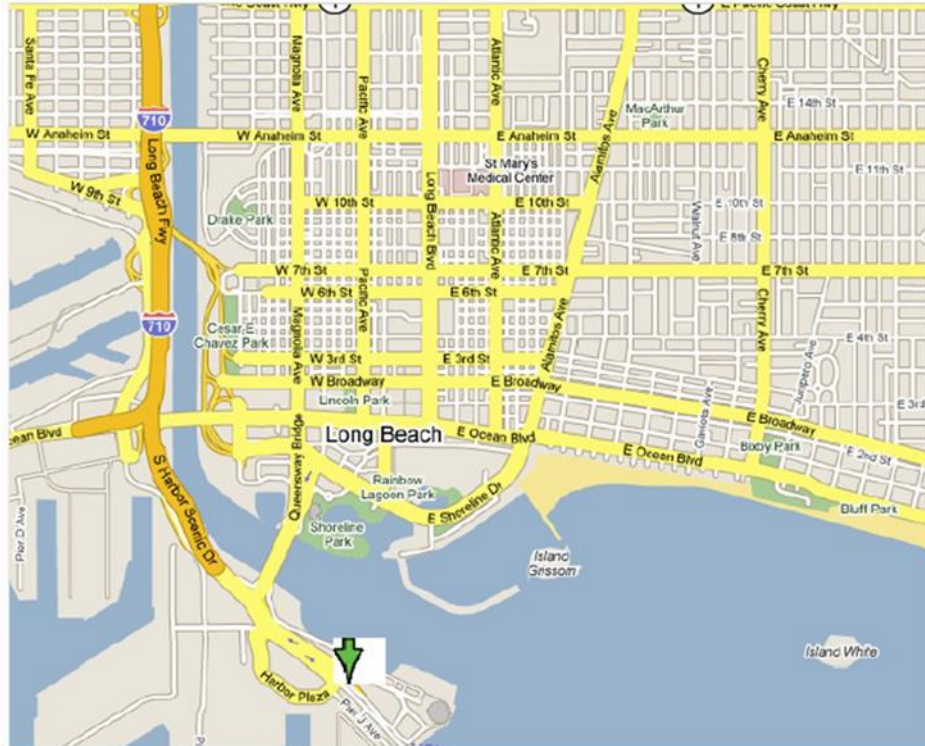
***Return as soon as possible to reserve your space! Please come prepared to sleep under the stars, you will need ground cover.**

Catalina Classic Cruises

Will be departing/returning from
The Catalina Express Terminal located by the

Queen Mary

Port of Long Beach Queen Mary 1046 Queens Highway, Long Beach, CA



Parking Fees: as of 7-1-19

- 0 – 30 min. / No Charge
- 31 – 59 min. / \$5
- After 1hr. / \$20 per Day
- Overnight / \$25
- Lost Ticket / \$85
- Payable via Cash, MasterCard, or Visa.

Sunday Departure from Long Beach: 2:30 pm, 1:30 pm Check in

Saturday Departure from Two Harbor: 10:45 am

Monday Travel: Unit contact will receive an email with departure time. If you are unsure if your unit has requested Monday travel, please look at the bottom of your statement where it would be listed as Monday Travel

Directions:

Take the 710 FWY South. Stay in the right lane; follow the signs to Queen Mary which will lead you to the Catalina Express Terminal in the Queen Mary parking area. You will be met by staff.